

# FATIMA COLLEGE

(Autonomous)



Affiliated to Madurai Kamaraj University, Madurai

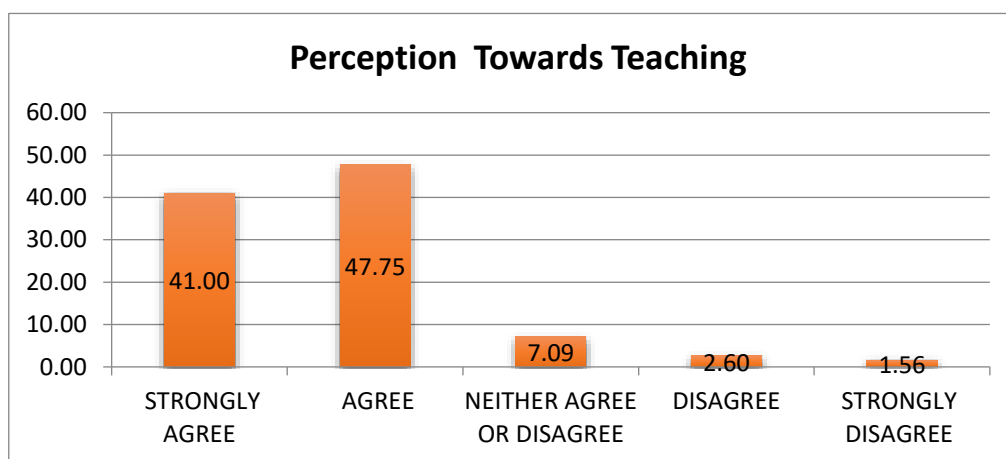
College with Potential for Excellence

Re-Accredited with 'A' Grade by NAAC (3<sup>rd</sup> Cycle)

## FEEDBACK FROM STUDENTS 2016 - 2017

1. Students have perceived the teachers effectiveness in teaching and their level of communication as follows:

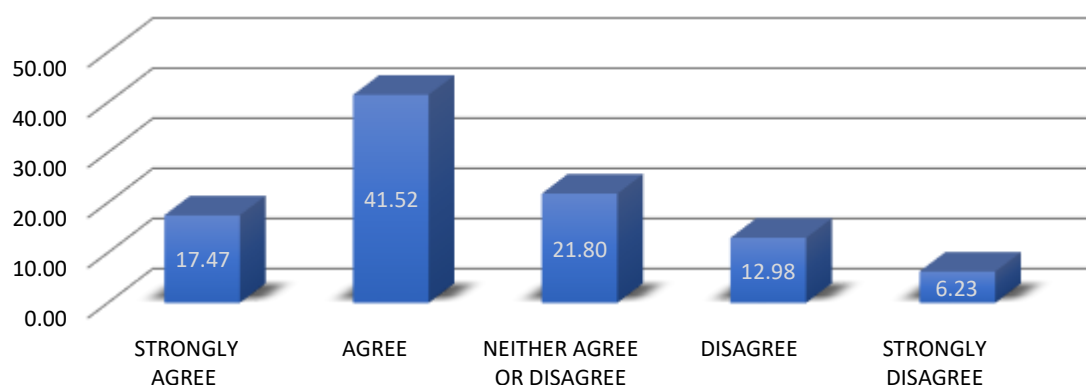
Strongly Agree (Percentage)	Agree (Percentage)	Neither Agree Nor Disagree (Percentage)	Disagree (Percentage)	Strongly Disagree (Percentage)
41.00	47.75	7.09	2.60	1.56



2. Students have perceived the usage of ICT tools as follows:

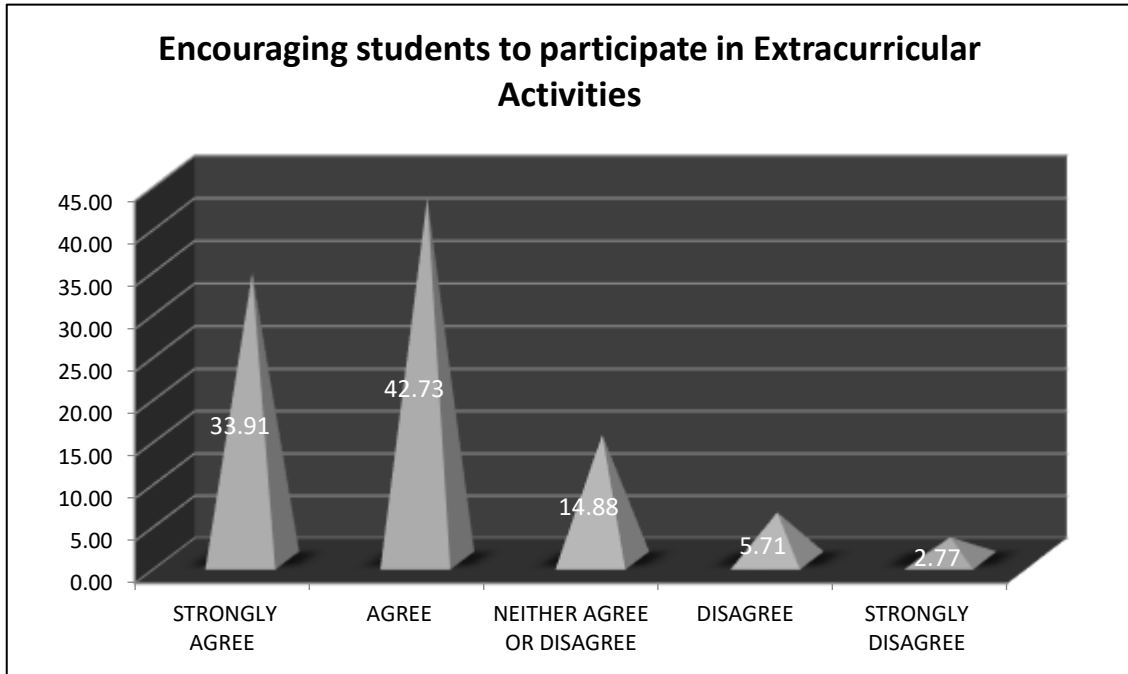
Strongly Agree (Percentage)	Agree (Percentage)	Neither Agree Nor Disagree (Percentage)	Disagree (Percentage)	Strongly Disagree (Percentage)
17.47	41.52	21.80	12.98	6.23

## Usage of ICT tools in Teaching



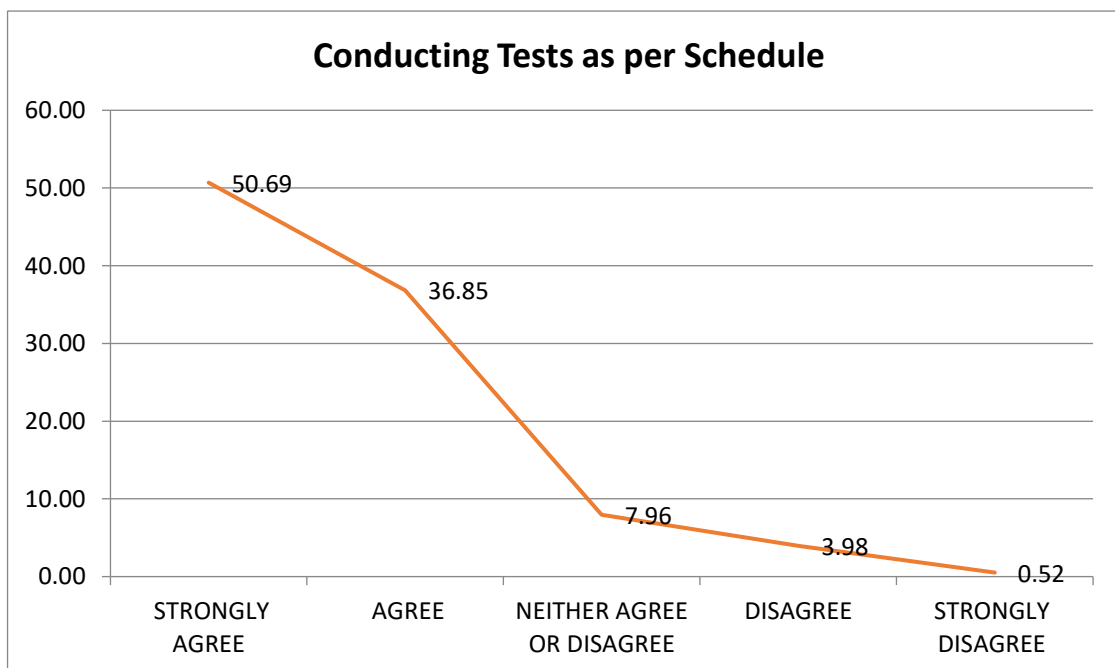
3. Students have perceived the teachers encouragement towards the extra-curricular activities as follows:

Strongly Agree (Percentage)	Agree (Percentage)	Neither Agree Nor Disagree (Percentage)	Disagree (Percentage)	Strongly Disagree (Percentage)
33.91	42.73	14.88	5.71	2.77



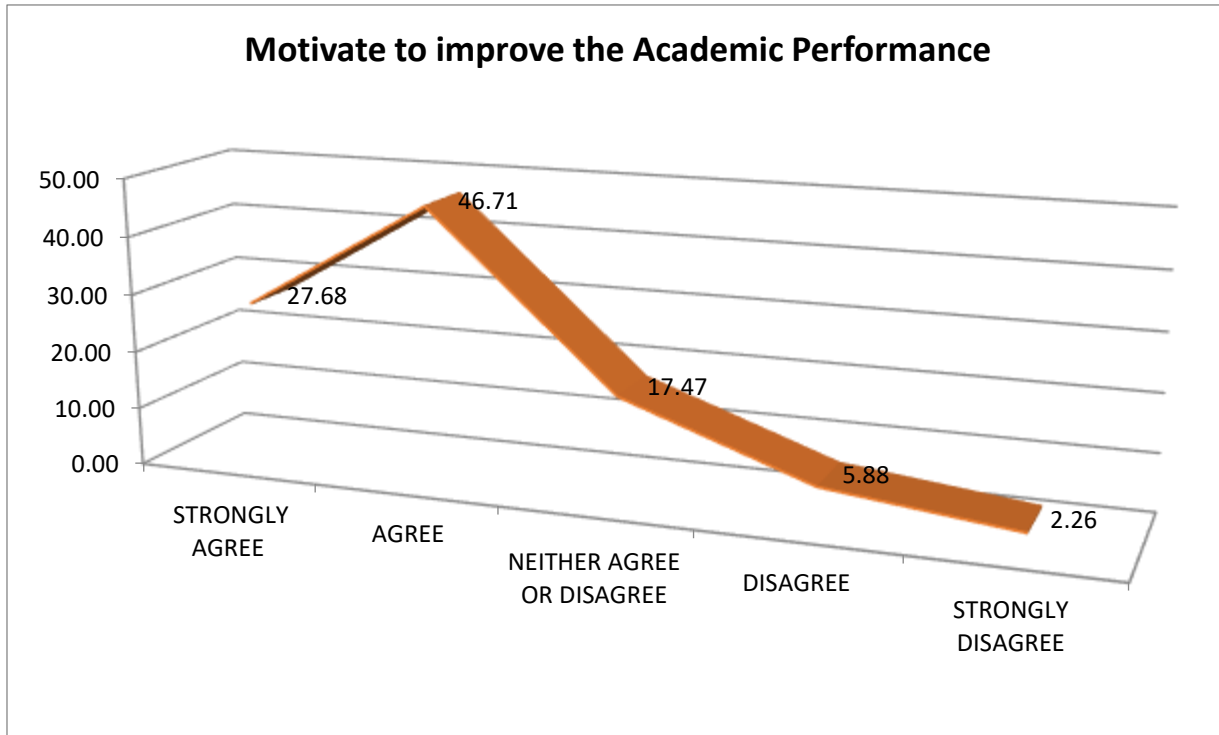
4. Students have perceived the examination schedule as follows:

Strongly Agree (Percentage)	Agree (Percentage)	Neither Agree Nor Disagree (Percentage)	Disagree (Percentage)	Strongly Disagree (Percentage)
50.69	36.85	7.96	3.98	0.52



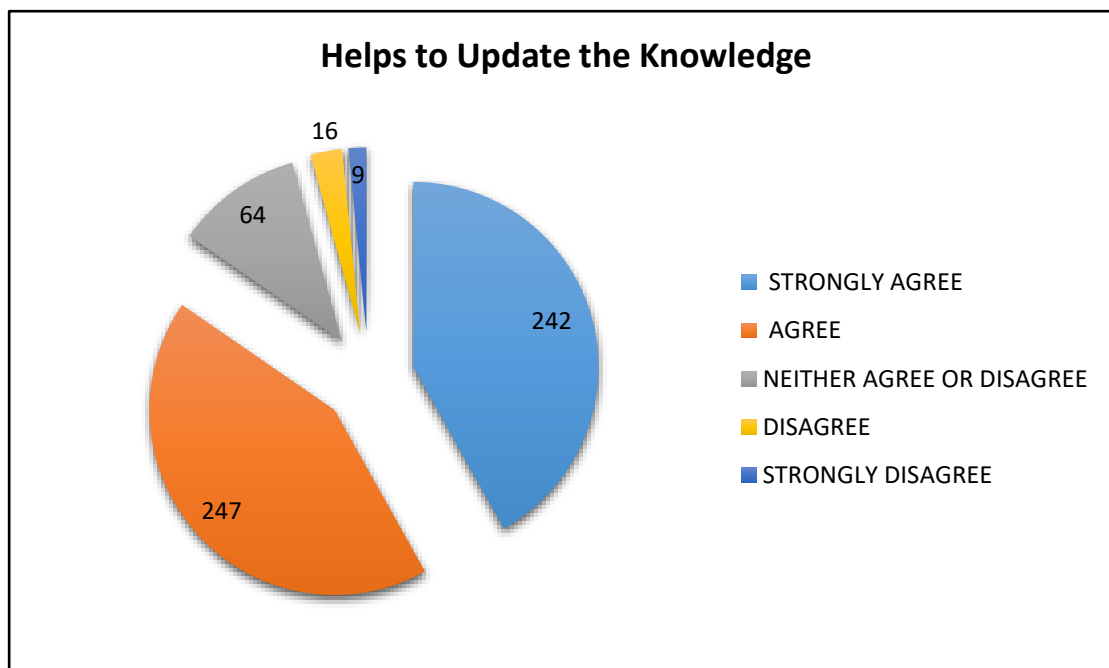
5. Students have perceived the teachers are helping to identify their strengths and weaknesses to improve their academic performance as follows:

Strongly Agree (Percentage)	Agree (Percentage)	Neither Agree Nor Disagree (Percentage)	Disagree (Percentage)	Strongly Disagree (Percentage)
27.68	46.71	17.47	5.88	2.26



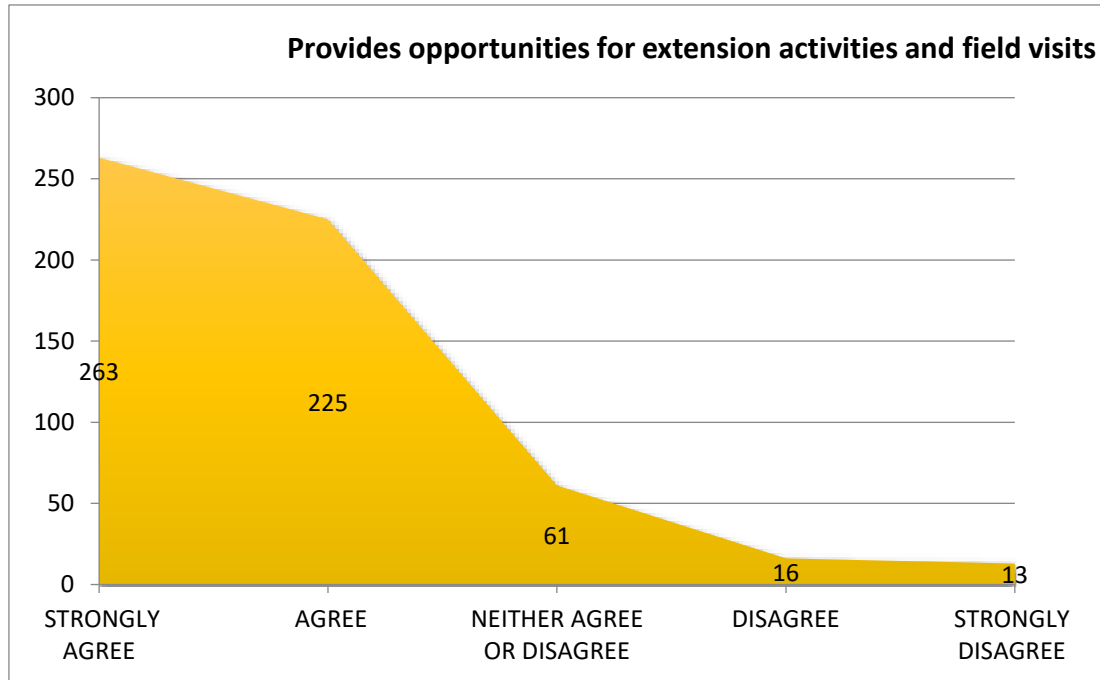
6. Students on the organization of seminars, workshops, guest lectures as follows:

Strongly Agree (Percentage)	Agree (Percentage)	Neither Agree Nor Disagree (Percentage)	Disagree (Percentage)	Strongly Disagree (Percentage)
41.87	42.73	11.07	2.77	1.56



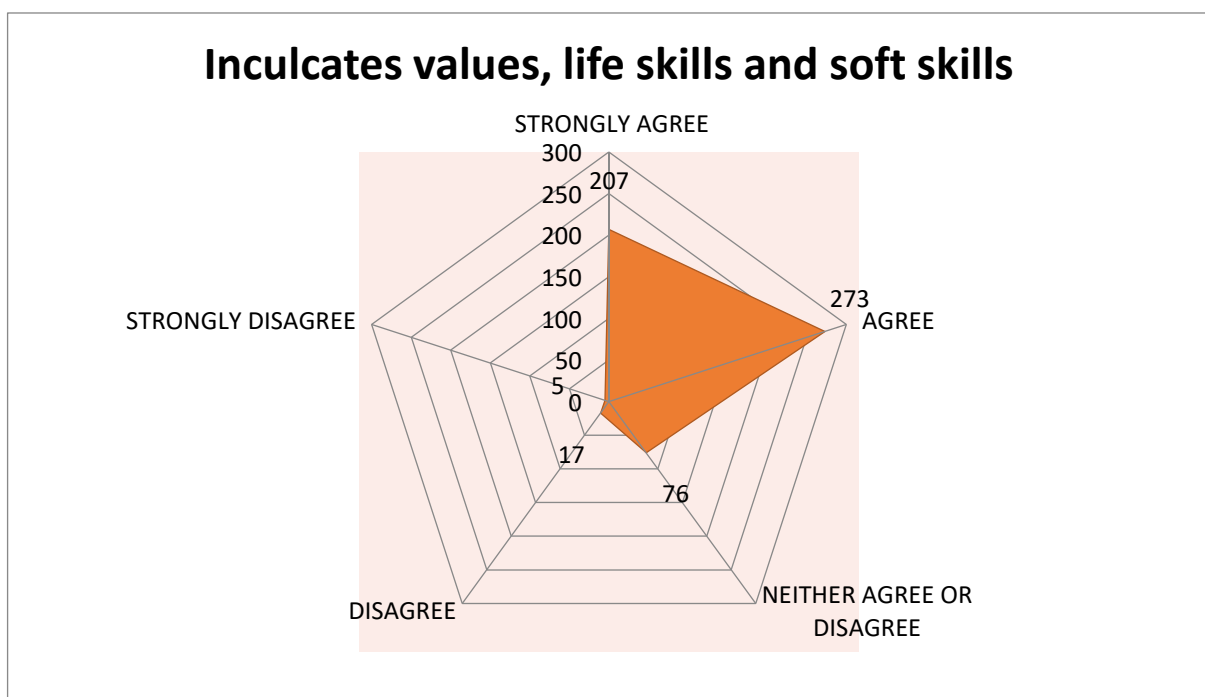
7. Students have perceived the significance of the field visits and extension activities as follows:

Strongly Agree (Percentage)	Agree (Percentage)	Neither Agree Nor Disagree (Percentage)	Disagree (Percentage)	Strongly Disagree (Percentage)
45.50	38.903	10.55	2.77	2.25



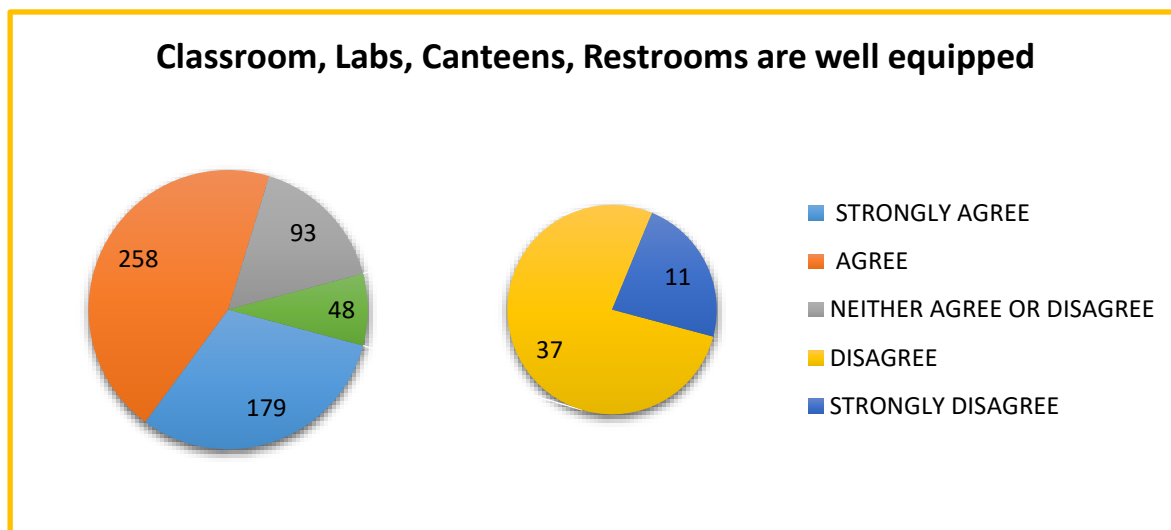
8. Students have perceived the efforts taken by the college to inculcate values life skills and soft o skills as follows:

Strongly Agree (Percentage)	Agree (Percentage)	Neither Agree Nor Disagree (Percentage)	Disagree (Percentage)	Strongly Disagree (Percentage)
35.81	47.23	13.15	2.94	0.87



9. Students have perceived the overall facilities such as class rooms, labs, canteens, restroom ect., are well equipped and neatly maintained as follows:

Strongly Agree (Percentage)	Agree (Percentage)	Neither Agree Nor Disagree (Percentage)	Disagree (Percentage)	Strongly Disagree (Percentage)
30.97	44.64	16.09	6.40	1.90



10. Students have perceived the significance of the college in creating the socially responsible citizens as follows:

Strongly Agree (Percentage)	Agree (Percentage)	Neither Agree Nor Disagree (Percentage)	Disagree (Percentage)	Strongly Disagree (Percentage)
37.72	48.44	9.52	3.81	0.51

