

FATIMA COLLEGE

(Autonomous)

Re-Accredited with 'A++' by NAAC (Cycle - IV)

Mary Land, Madurai - 625 018.



FEEDBACK BY EMPLOYERS



2021 - 2022

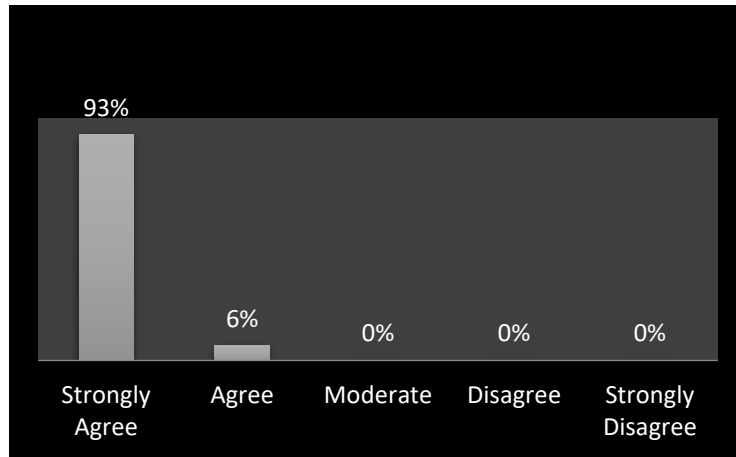
Perception of the Employment providers towards the institution

2021-2022 (samples collected -64)

1. Employers have perceived the college has an active Career Guidance Cell as follows.

Strongly Agree (Percentage)	Agree (Percentage)	Moderate (Percentage)	Disagree (Percentage)	Strongly Disagree (Percentage)
93%	6%	0%	0%	0%

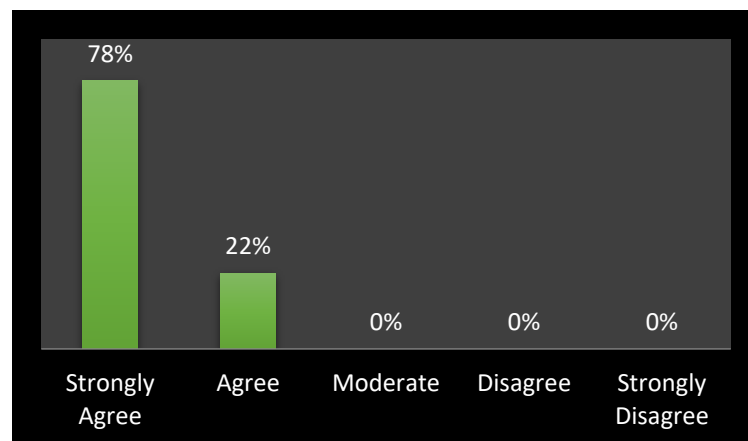
Diagrammatic representation of the Employers perception towards the college Career Guidance Cell as



2. Employers have perceived the college ensures the smooth conducting of campus interviews by the Placement Officer as follows.

Strongly Agree (Percentage)	Agree (Percentage)	Moderate (Percentage)	Disagree (Percentage)	Strongly Disagree (Percentage)
78%	22%	0%	0%	0%

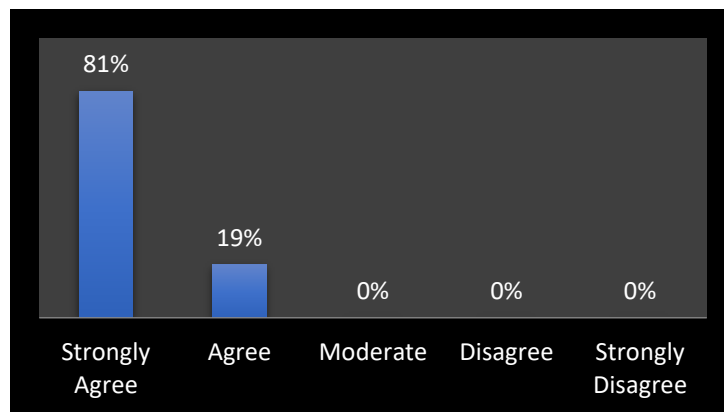
Diagrammatic representation of the Employers perception towards the college ensures the smooth conducting of campus interviews by the Placement Officer as



3. Employers have perceived the college has a good teaching-learning environment as follows

Strongly Agree (Percentage)	Agree (Percentage)	Moderate (Percentage)	Disagree (Percentage)	Strongly Disagree (Percentage)
81%	19%	0%	0%	0%

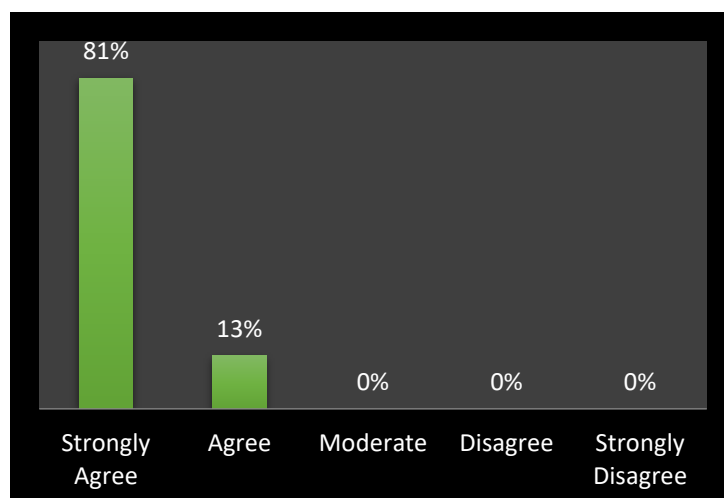
Diagrammatic representation of the college has a good teaching-learning environment as



4. Employers have perceived the college has an impressive infrastructure as follows

Strongly Agree (Percentage)	Agree (Percentage)	Moderate (Percentage)	Disagree (Percentage)	Strongly Disagree (Percentage)
81%	19%	0%	0%	0%

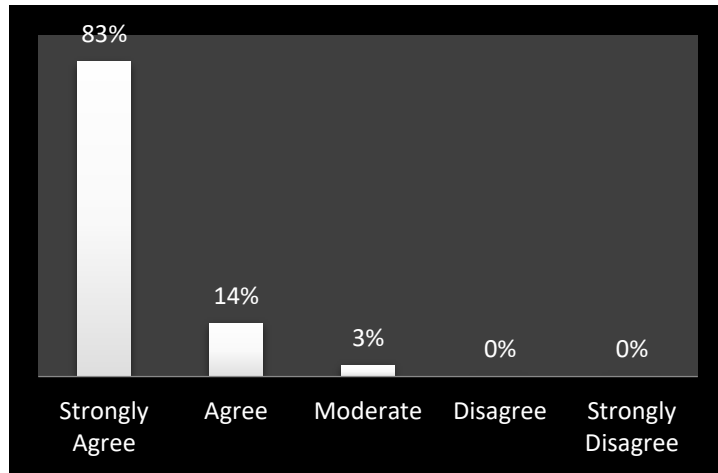
Diagrammatic representation of the Employers perception towards the college impressive infrastructure as



5. Employers have perceived the Fatimites are computer savvy as follows

Strongly Agree (Percentage)	Agree (Percentage)	Moderate (Percentage)	Disagree (Percentage)	Strongly Disagree (Percentage)
83%	14%	3%	0%	0%

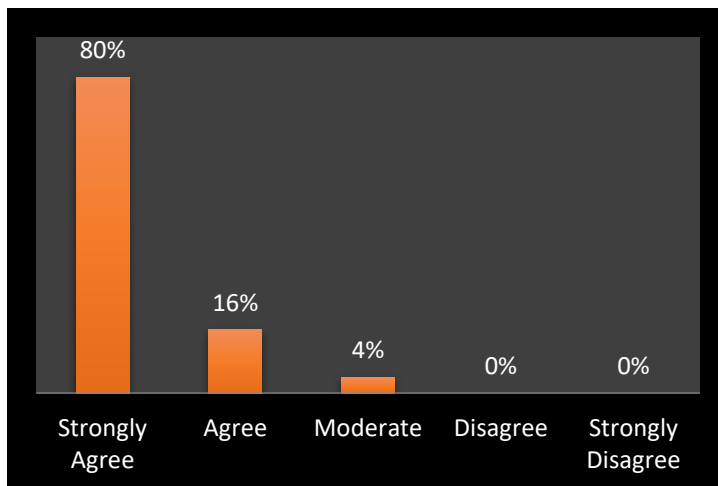
Diagrammatic representation of the Employers perception towards Fatimites computer savvy as



6. Employers have perceived the curriculum bridges the gap between the college and industry as follows

Strongly Agree (Percentage)	Agree (Percentage)	Moderate (Percentage)	Disagree (Percentage)	Strongly Disagree (Percentage)
80%	16%	4%	0%	0%

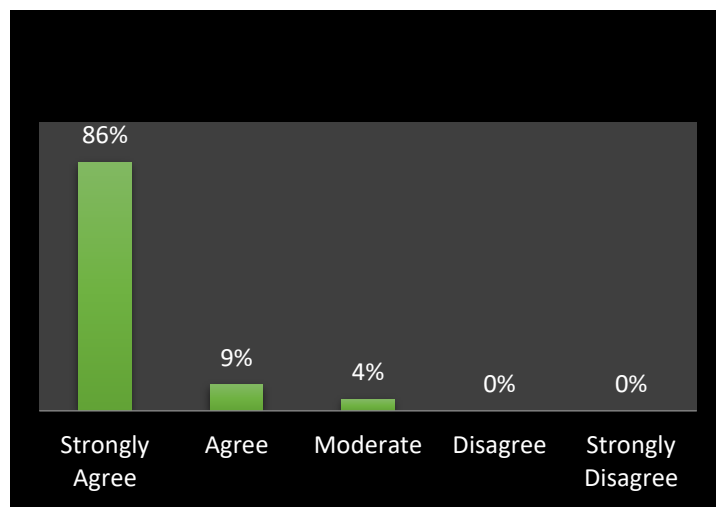
Diagrammatic representation of the Employers perception towards the curriculum bridges the gap between the college and industry as



7. Employers have perceived the Fatimites are competent, career oriented, and holistically developed as follows

Strongly Agree (Percentage)	Agree (Percentage)	Moderate (Percentage)	Disagree (Percentage)	Strongly Disagree (Percentage)
86%	9%	4%	0%	0%

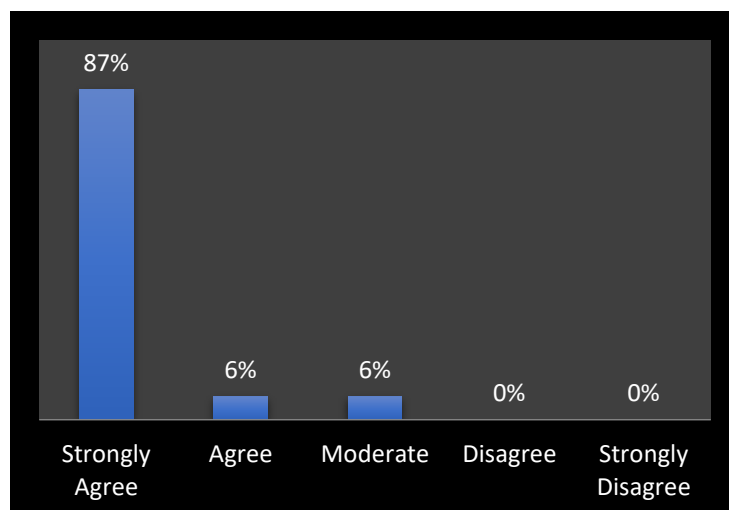
Diagrammatic representation of the Fatimites are competent, career oriented, and holistically Developed as



8. Employers have perceived that the students who come for placement have good communicative skills & general knowledge. as follows

Strongly Agree (Percentage)	Agree (Percentage)	Moderate (Percentage)	Disagree (Percentage)	Strongly Disagree (Percentage)
87%	6%	6%	0%	0%

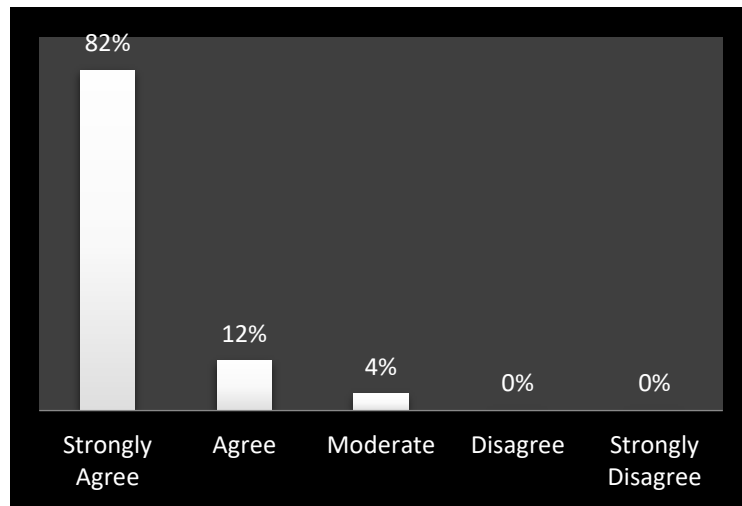
Diagrammatic representation of the Employers perception towards the students who come for placement have good communicative skills & general knowledge as



9. Employers have perceived the confidence level of the Fatimities is high as follows

Strongly Agree (Percentage)	Agree (Percentage)	Moderate (Percentage)	Disagree (Percentage)	Strongly Disagree (Percentage)
82%	12%	4%	0%	0%

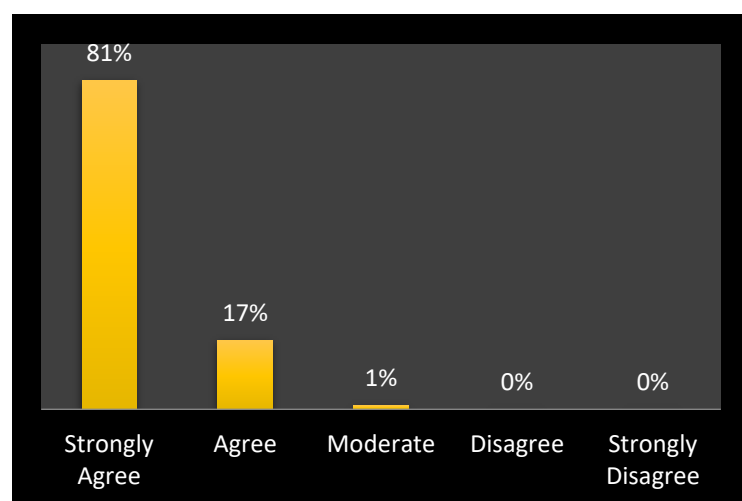
Diagrammatic representation of the Employers perception towards the confidence level of the Fatimities is high as



10. Employers have perceived that the industry/institution is satisfied with the Fatimities already placed with us as follows

Strongly Agree (Percentage)	Agree (Percentage)	Moderate (Percentage)	Disagree (Percentage)	Strongly Disagree (Percentage)
81%	17%	1%	0%	0%

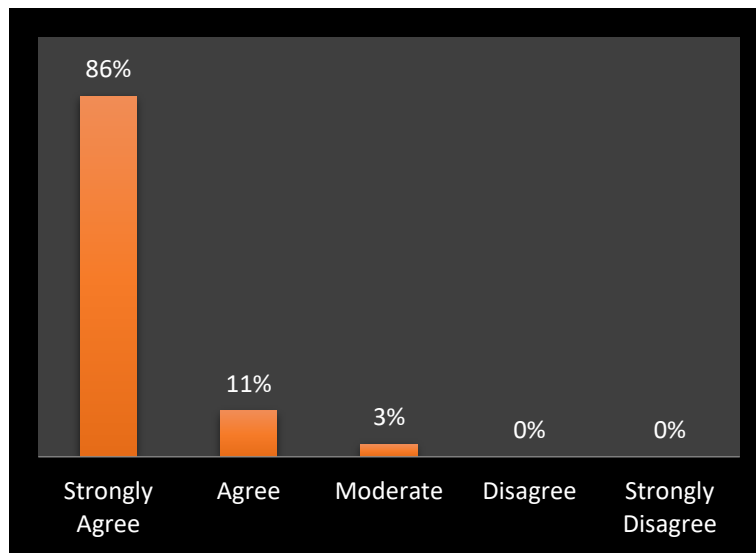
Diagrammatic representation of the Employers perception towards industry/institution is satisfied with the Fatimities already placed with us as



11. Employers have perceived the college is known for its significant innovations that have created a positive impact on the society as follows.

Strongly Agree (Percentage)	Agree (Percentage)	Moderate (Percentage)	Disagree (Percentage)	Strongly Disagree (Percentage)
86%	11%	3%	0%	0%

Diagrammatic representation of the Employers perception towards the college is known for its significant innovations that have created a positive impact on the society as





FATIMA COLLEGE

(Autonomous)

Re-Accredited with 'A++' by NAAC (Cycle - IV)
Mary Land, Madurai – 625 018.



ACTION TAKEN REPORT ON FEEDBACK COLLECTED FROM EMPLOYERS

S. No.	Observation / Analysis	Action taken
2021 - 2022	Employability skills of the students can be enhanced.	Training is given to the final year students in Soft Skills and Interview skills.