



# Fatima College (Autonomous)

Madurai - 625 018

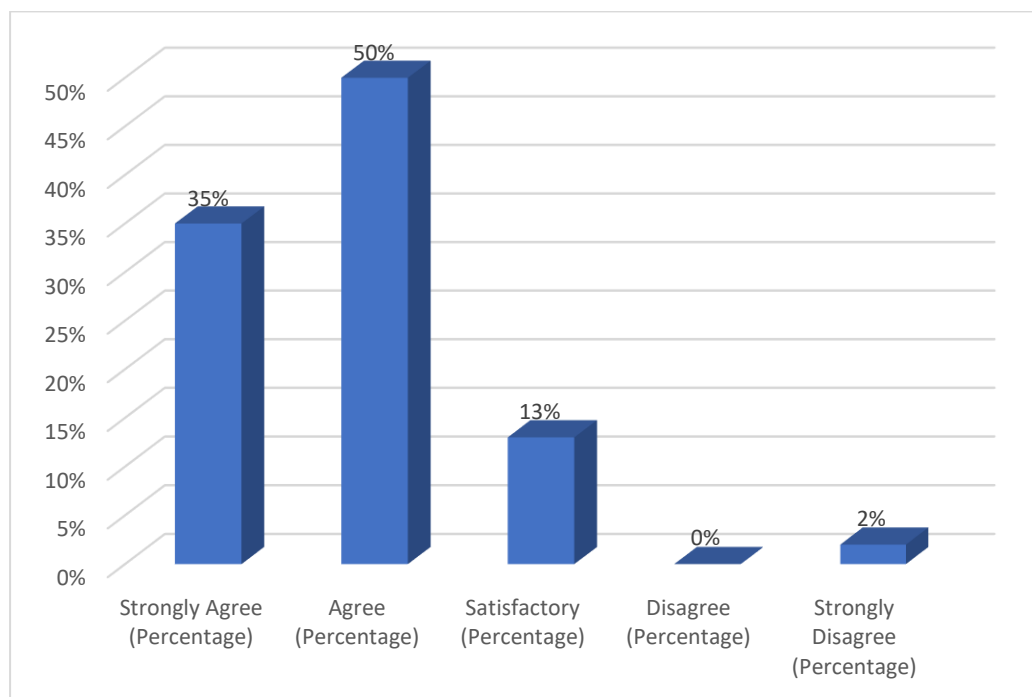
## Employers Feedback 2019 – 2020

Perception of the employment providers towards the institution 2019-2020 (samples collected 62)

1. Employers have perceived the college provides quality education as follows.

Strongly Agree (Percentage)	Agree (Percentage)	Satisfactory (Percentage)	Disagree (Percentage)	Strongly Disagree (Percentage)
35%	50%	13%	0%	2%

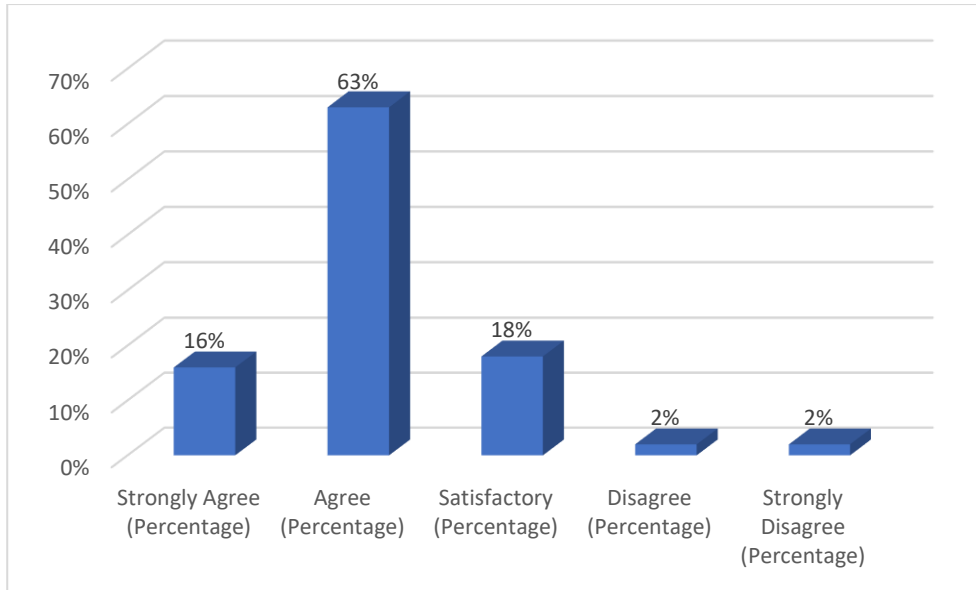
Diagrammatic representation of the Employers perception towards the quality of education as



2. Employers have perceived the incorporation of recent trends and global needs in the curriculum of as follows.

Strongly Agree (Percentage)	Agree (Percentage)	Satisfactory (Percentage)	Disagree (Percentage)	Strongly Disagree (Percentage)
16%	63%	18%	2%	2%

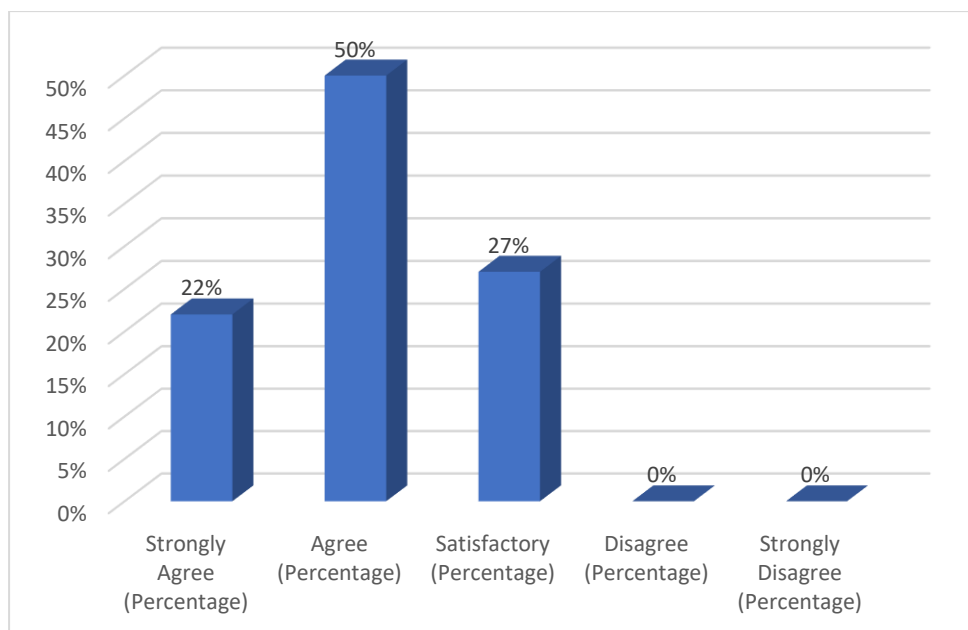
Diagrammatic representation of the Employers perception towards the incorporation of recent trends and global needs in the curriculum of as



3. Employers have perceived the curriculum is reviewed on a regular basis and revamped catering to the recent needs incorporated the opinion / suggestions / recommendations offered by the expert committee and the members of the board of studies as follows

Strongly Agree (Percentage)	Agree (Percentage)	Satisfactory (Percentage)	Disagree (Percentage)	Strongly Disagree (Percentage)
22%	50%	27%	0%	0%

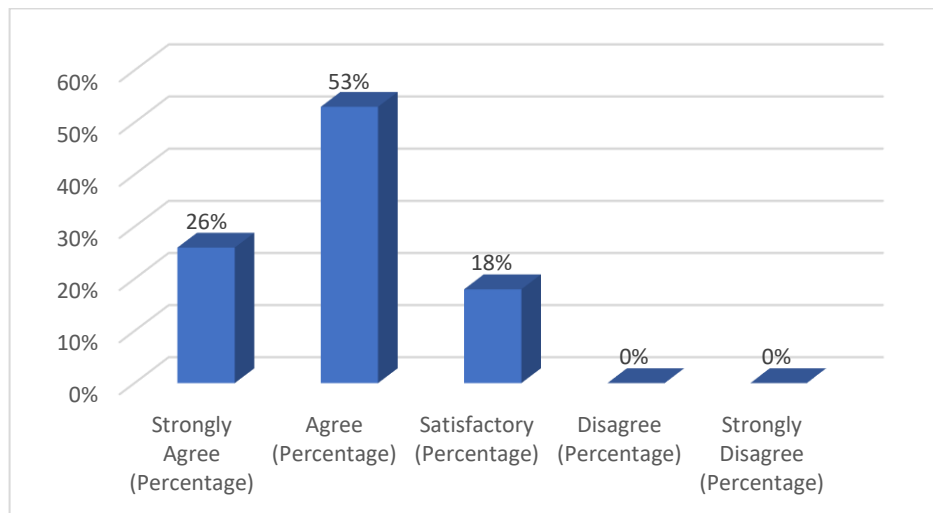
Diagrammatic representation of the Employers perception towards the curriculum is reviewed on a regular basis and revamped catering to the recent needs incorporated the Opinion / suggestions / recommendations offered by the expert committee and the members of the board of studies as



4. Employers have perceived the Fatimites are competent, job - ready, and holistically developed as follows

Strongly Agree (Percentage)	Agree (Percentage)	Satisfactory (Percentage)	Disagree (Percentage)	Strongly Disagree (Percentage)
26%	53%	18%	0%	0%

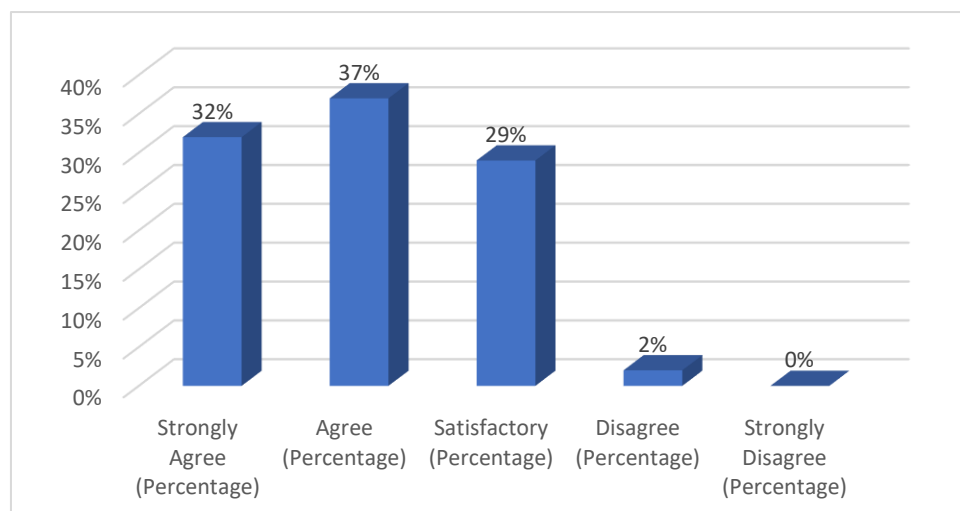
Diagrammatic representation of the Employers perception towards the Fatimites are competent, job - ready, and holistically developed as



5. Employers have perceived the campus interviews are highly fruitful as follows

Strongly Agree (Percentage)	Agree (Percentage)	Satisfactory (Percentage)	Disagree (Percentage)	Strongly Disagree (Percentage)
32%	37%	29%	2%	0%

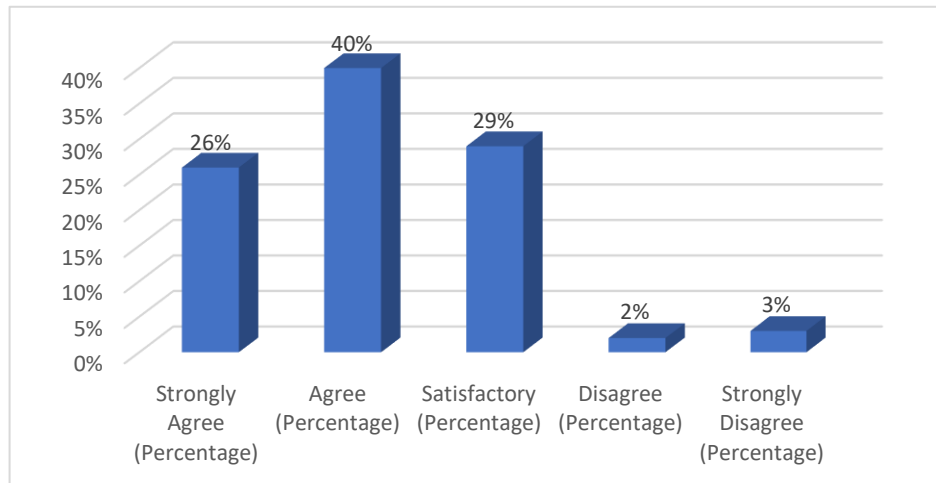
Diagrammatic representation of the Employers perception towards the campus interviews as



6. Employers have perceived the gap between the college and industries are bridged time and again with utmost care as follows

Strongly Agree (Percentage)	Agree (Percentage)	Satisfactory (Percentage)	Disagree (Percentage)	Strongly Disagree (Percentage)
26%	40%	29%	2%	3%

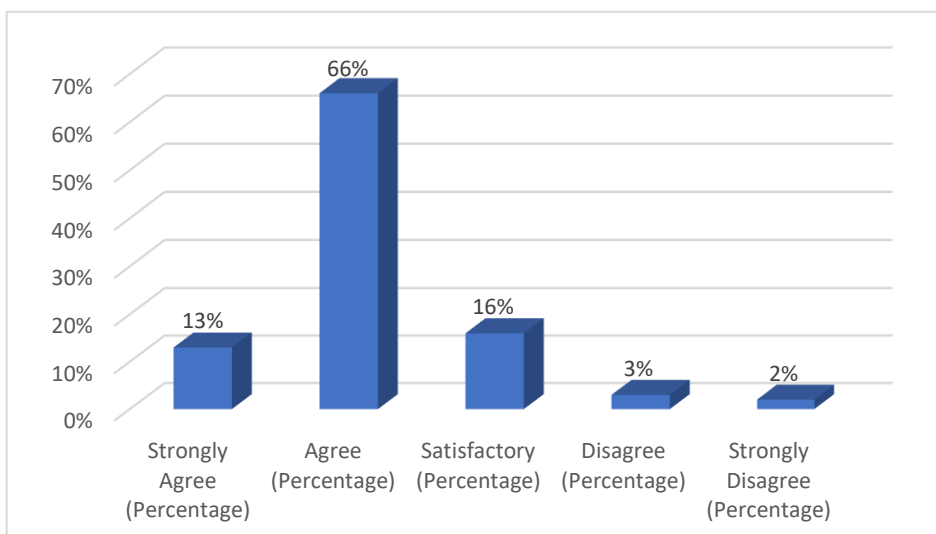
Diagrammatic representation of the Employers perception towards the gap between the college and industries are bridged time and again with utmost care



7. Employers have perceived the college takes all pains to tap the inmate potential of each Fatimite as follows

Strongly Agree (Percentage)	Agree (Percentage)	Satisfactory (Percentage)	Disagree (Percentage)	Strongly Disagree (Percentage)
13%	66%	16%	3%	2%

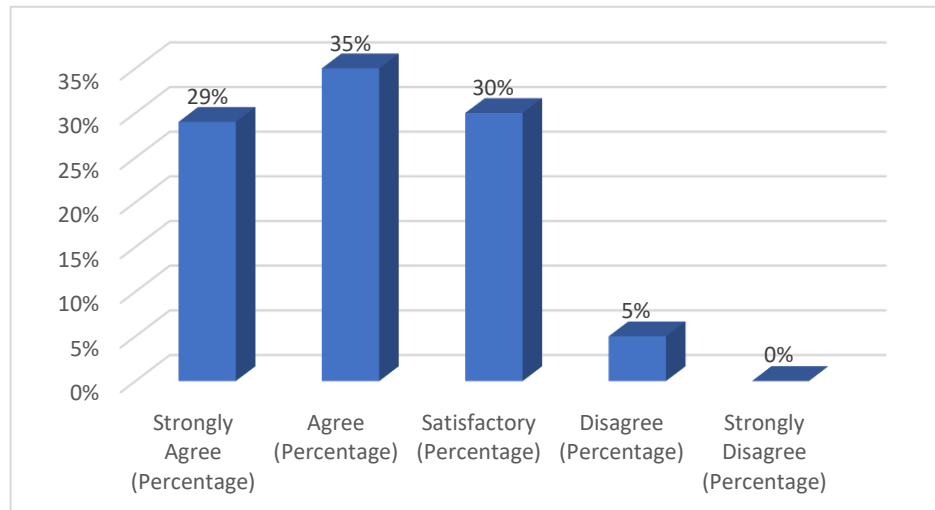
Diagrammatic representation of the Employers perception towards the college takes all pains to tap the inmate potential of each Fatimite



8. Employers have perceived that the placement cell functions effectively as follows

Strongly Agree (Percentage)	Agree (Percentage)	Satisfactory (Percentage)	Disagree (Percentage)	Strongly Disagree (Percentage)
29%	35%	30%	5%	0%

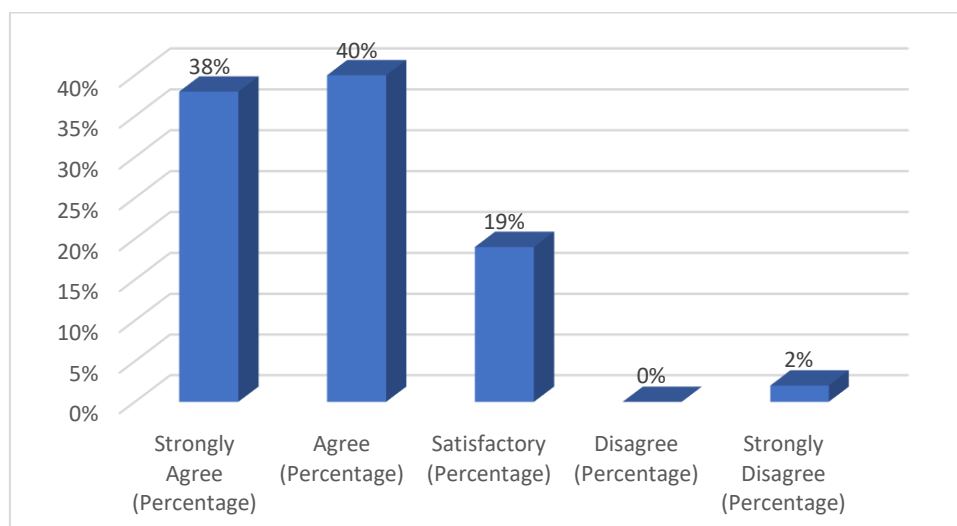
Diagrammatic representation of the Employers perception towards the effective functioning of the placement cell



9. Employers have perceived the college has a commendable system for supporting and mentoring the students as follows

Strongly Agree (Percentage)	Agree (Percentage)	Satisfactory (Percentage)	Disagree (Percentage)	Strongly Disagree (Percentage)
38%	40%	19%	0%	2%

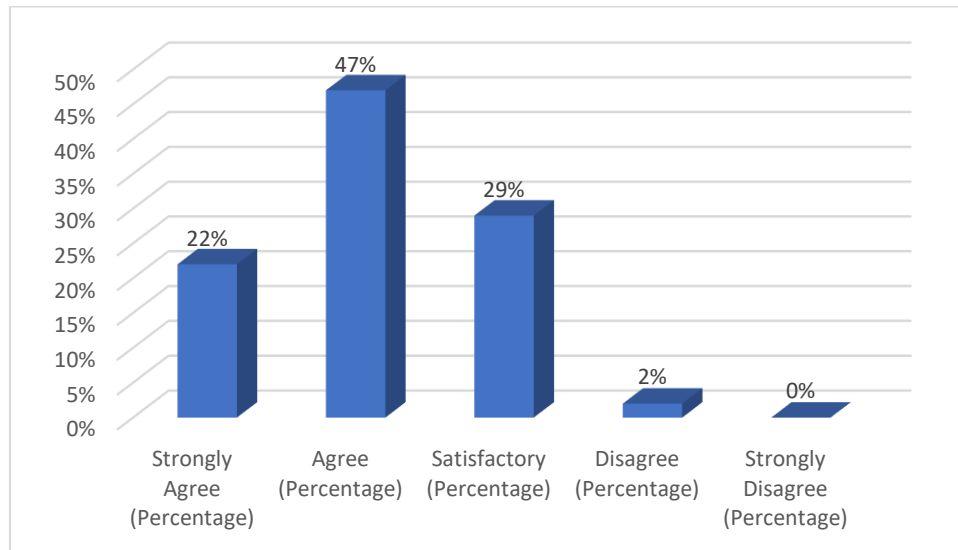
Diagrammatic representation of the Employers perception towards the college has a commendable system for supporting and mentoring the students



10. Employers have perceived the college provides appreciable personal enhancement and development schemes for students as follows

Strongly Agree (Percentage)	Agree (Percentage)	Satisfactory (Percentage)	Disagree (Percentage)	Strongly Disagree (Percentage)
22%	47%	29%	2%	0%

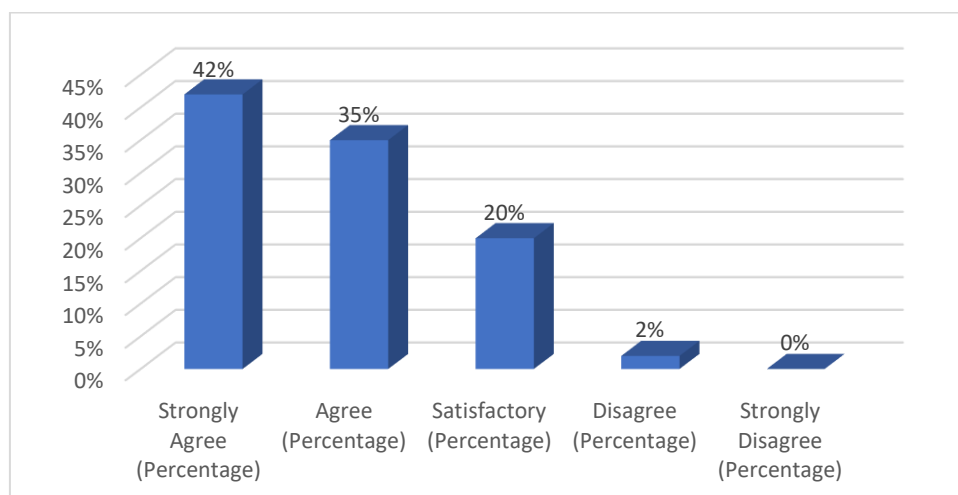
Diagrammatic representation of the Employers perception towards the college provides appreciable personal enhancement and development schemes for students



11. Employers have perceived the college provides a good teaching and learning environment as follows.

Strongly Agree (Percentage)	Agree (Percentage)	Satisfactory (Percentage)	Disagree (Percentage)	Strongly Disagree (Percentage)
42%	35%	20%	2%	0%

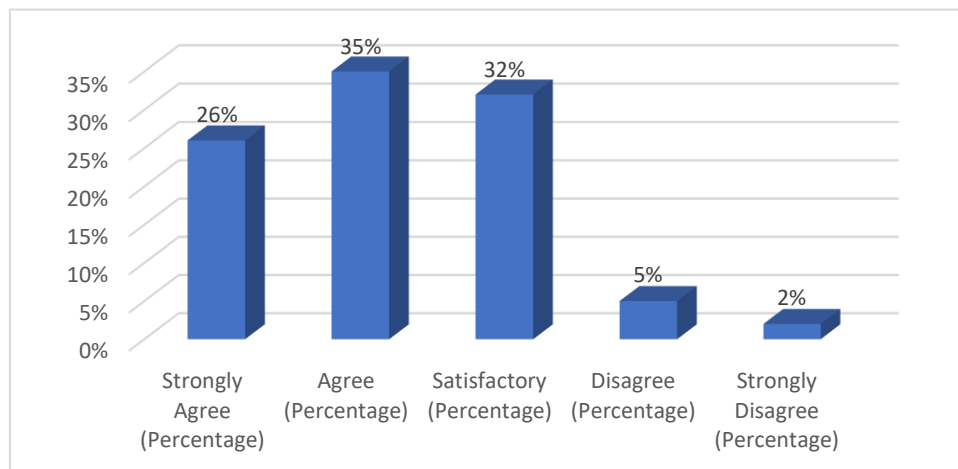
Diagrammatic representation of the Employers perception towards the good teaching and learning environment as



12. Employers have perceived the numbers of active support services that cater to the needs of different sections of students at varied levels as follows.

Strongly Agree (Percentage)	Agree (Percentage)	Satisfactory (Percentage)	Disagree (Percentage)	Strongly Disagree (Percentage)
26%	35%	32%	5%	2%

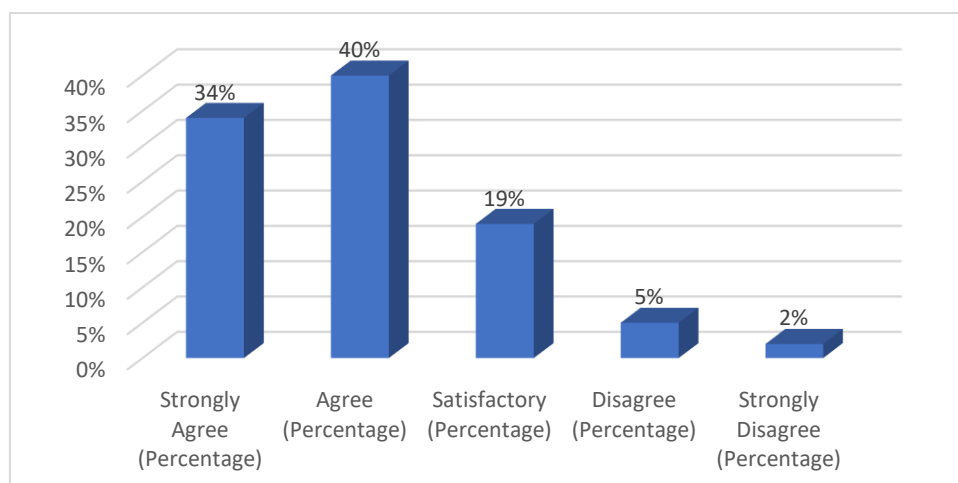
Diagrammatic representation of the Employers perception towards the number of active support services that cater to the needs of different sections of students at varied levels as



13. Employers have perceived the college ensures 100% computer literacy as follows

Strongly Agree (Percentage)	Agree (Percentage)	Satisfactory (Percentage)	Disagree (Percentage)	Strongly Disagree (Percentage)
34%	40%	19%	5%	2%

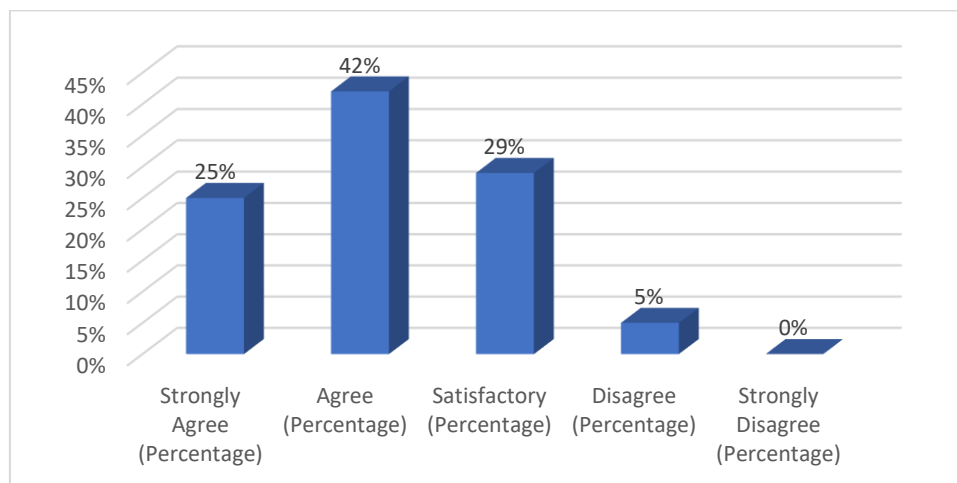
Diagrammatic representation of the Employers perception towards computer literacy



14. Employers have perceived the Fatimites are bestowed with creativity and scientific temperament as follows

Strongly Agree (Percentage)	Agree (Percentage)	Satisfactory (Percentage)	Disagree (Percentage)	Strongly Disagree (Percentage)
25%	42%	29%	5%	0%

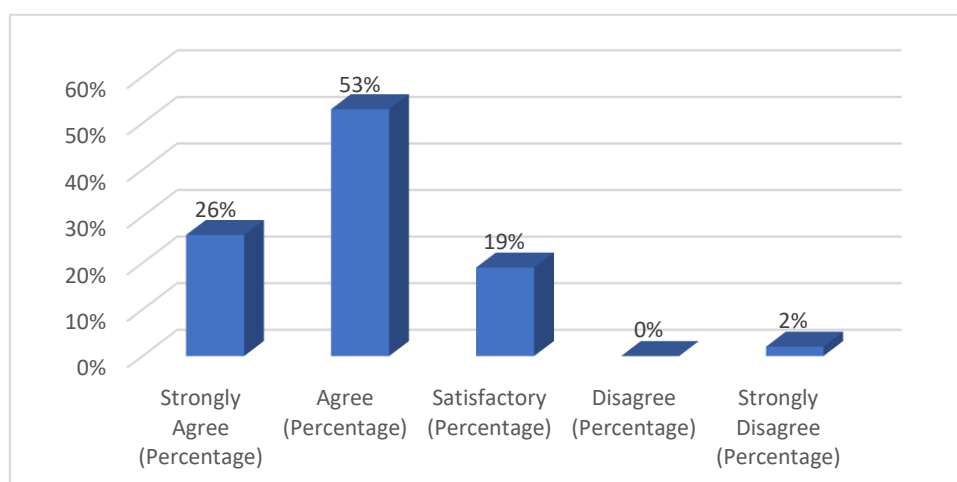
Diagrammatic representation of the Employers perception towards the creativity and scientific temperament of the students as



15. Employers have perceived the declaration of end – semester examinations are done meticulously, methodically and in – time as follows

Strongly Agree (Percentage)	Agree (Percentage)	Satisfactory (Percentage)	Disagree (Percentage)	Strongly Disagree (Percentage)
26%	53%	19%	0%	2%

Diagrammatic representation of the Employers perception towards the declaration of end – semester examinations are done meticulously, methodically and in – time as

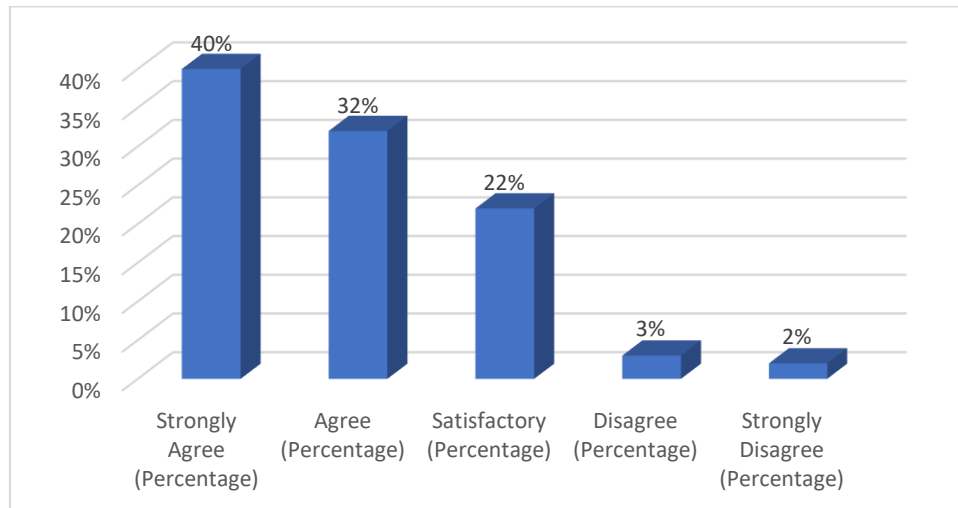




16. Employers have perceived the college gives preference to the first generation, rural and economically disadvantage learners as follows

Strongly Agree (Percentage)	Agree (Percentage)	Satisfactory (Percentage)	Disagree (Percentage)	Strongly Disagree (Percentage)
40%	32%	22%	3%	2%

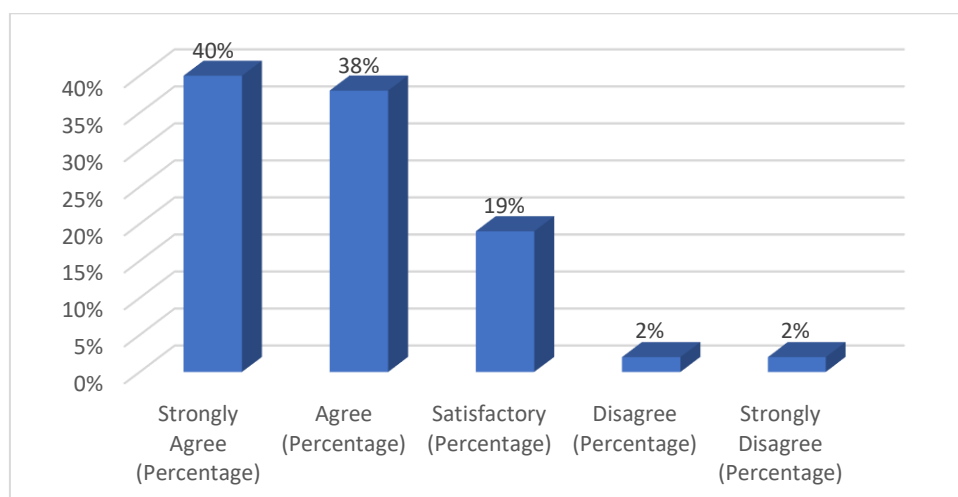
Diagrammatic representation of the Employers perception towards the college gives preference to the first generation rural and economically disadvantage learners



17. Employers have perceived the college engages in constructive NGOs working on various outreach and extension activities as follows

Strongly Agree (Percentage)	Agree (Percentage)	Satisfactory (Percentage)	Disagree (Percentage)	Strongly Disagree (Percentage)
40%	38%	19%	2%	2%

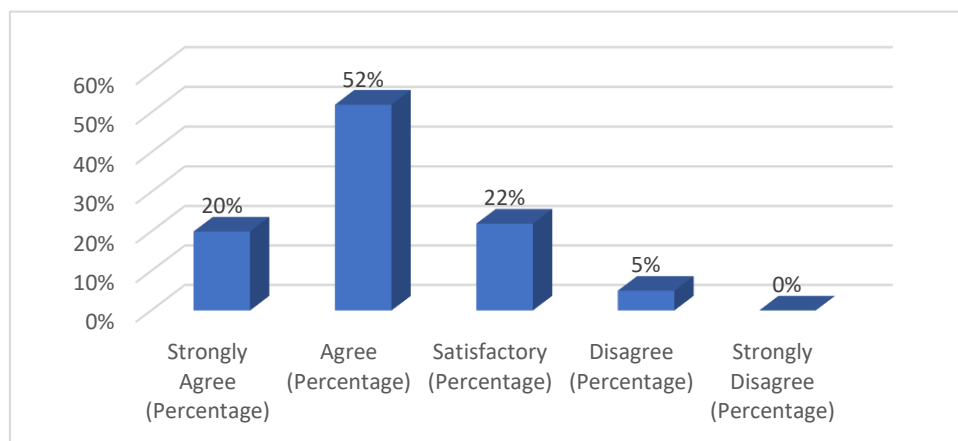
Diagrammatic representation of the Employers perception towards the college engages in constructive relationships with the institutions/NGOs working on various outreach and extension activities



18. Employers have perceived that The college has an effective mechanism to foster global competencies inculcate a value system and nurture Fatima culture among Fatimites as follows

Strongly Agree (Percentage)	Agree (Percentage)	Satisfactory (Percentage)	Disagree (Percentage)	Strongly Disagree (Percentage)
20%	52%	22%	5%	0%

Diagrammatic representation of the Employers perception towards the college has an effective mechanism to foster global competencies inculcate a value system and nurture Fatima culture among Fatimites



19. Employers have perceived the college is known for its significant innovations that have created a positive impact on the society educational arena and on the functioning of the college

Strongly Agree (Percentage)	Agree (Percentage)	Satisfactory (Percentage)	Disagree (Percentage)	Strongly Disagree (Percentage)
30%	47%	18%	2%	3%

Diagrammatic representation of the Employers perception towards the college is known for its significant innovations that have created a positive impact on the society educational arena and on the functioning of the college

