



# FATIMA COLLEGE

(Autonomous)

Re-Accredited with 'A' Grade by NAAC (3<sup>rd</sup> Cycle)

College with Potential for Excellence (2004-2019)

Mary Land, Madurai - 625 018.

## FEEDBACK ANALYSIS - STUDENTS

**2015 - 2016**






Feedback on curriculum is a regular phenomenon in Fatima College as it aids in the quality sustenance and enrichment of the curriculum. The college updates the curriculum periodically by closely adhering to the policies and guidelines issued by the concerned regulatory authorities. It is in response to the rising demands in the field of Higher Education that the curriculum is regularly updated and it is aligned with the Choice Based Credit System - CBCS adopted by Fatima in 2001.

Besides catering to the needs of the students and the demands of the employers, frequent meetings are convened wherein the Management, Controllers of Examinations, the Deans of Curricular Affairs and the Heads of the Departments discuss Curriculum Based issues. Structured Feedback on individual courses and the syllabus of respective departments are collected semester wise from Students, Teachers, Employers and Alumnae. The collected feedback is analysed by each department. Based on the stakeholders' suggestions and recommendations, the curriculum is designed, revised and new skill-oriented courses are introduced from time to time in the Board of Studies.

The Draft Syllabus is revised in the Board of Studies and finalised. The suggestions of the University Nominees, the Subject Experts, Industrialists and Alumnae are incorporated and the Action Taken Report is presented in the next Board of studies. The curriculum is then

approved in the Academic Council and the Governing Body. The Suggestions brought forth by the distinguished members of the Academic Council and the Governing Body are realized and Action taken Report are presented and documented in the minutes of the Subsequent Academic Council and Governing Body.

Structured Feedback on individual courses and syllabus is obtained from the students and course teachers the end of each year; from the alumnae during the Annual Alumnae Meet and from the Industrialists and Employers during formal meetings. The stakeholders respond to Questionnaires with 15 questions on syllabus on the scales as stated herein:

-  Strongly Agree - SA
-  Agree - A
-  Moderate - M
-  Disagree - D
-  Strongly Disagree - SD

**Total Number of Respondent: 4327**

Table 1: The Syllabus is Choice Based		
OPTIONS	RESPONSES	PERCENTAGE
STRONGLY AGREE	1269	29.33
AGREE	2361	54.57
MODERATE	612	14.15
DISAGREE	57	1.31
STRONGLY DISAGREE	28	0.64
<b>TOTAL</b>	<b>4327</b>	<b>100</b>

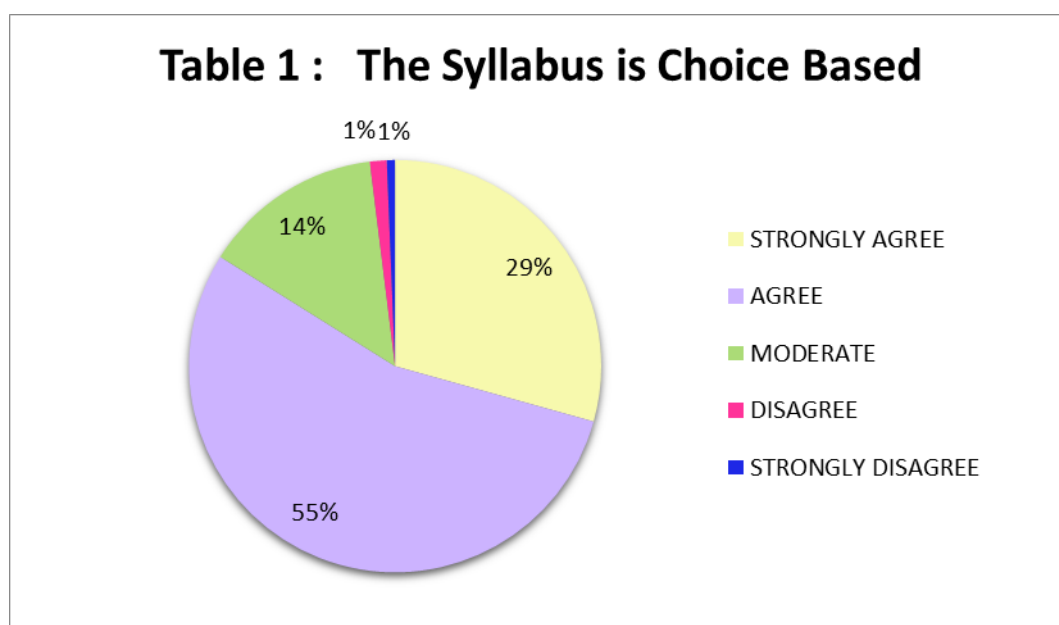


Table 2 : The Syllabus is interesting		
OPTIONS	RESPONSES	PERCENTAGE
STRONGLY AGREE	1701	39.31
AGREE	2112	48.81
MODERATE	437	10.11
DISAGREE	58	1.34
STRONGLY DISAGREE	19	0.43
TOTAL	4327	100

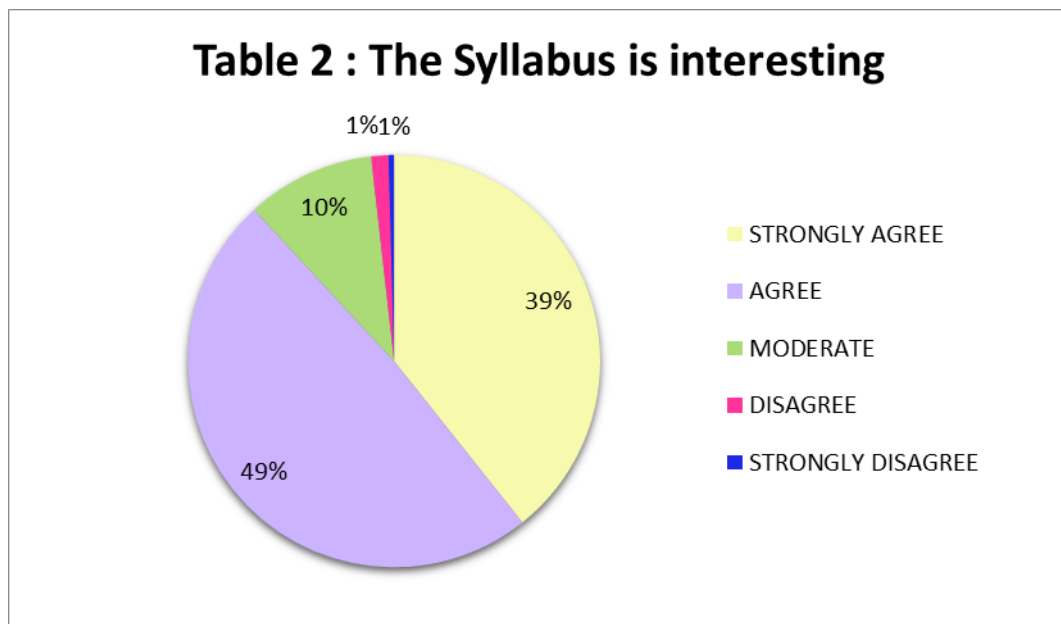
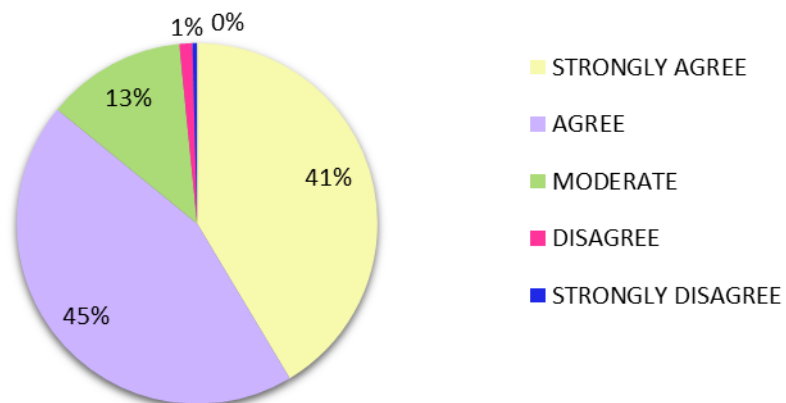


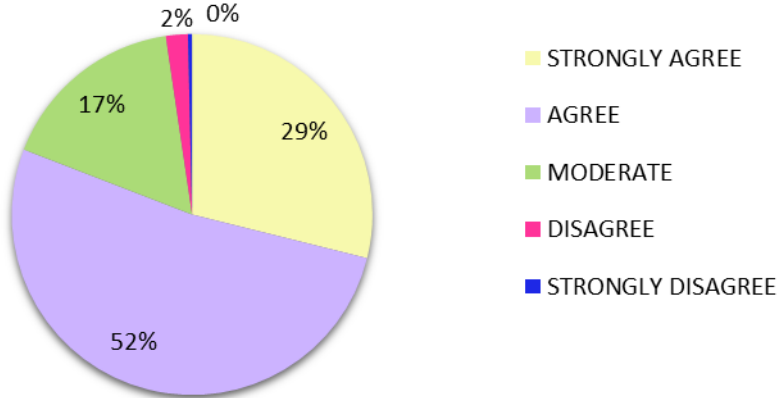
Table 3 : The Syllabus offers Academic Flexibility		
OPTIONS	RESPONSES	PERCENTAGE
STRONGLY AGREE	1792	41.41
AGREE	1924	44.46
MODERATE	543	12.55
DISAGREE	50	1.16
STRONGLY DISAGREE	18	0.42
<b>TOTAL</b>	<b>4327</b>	<b>100</b>

**Table 3 : The Syllabus offers Academic Flexibility**



<b>Table 4: The Syllabus includes all the Core Courses</b>		
<b>OPTIONS</b>	<b>RESPONSES</b>	<b>PERCENTAGE</b>
<b>STRONGLY AGREE</b>	1250	28.89
<b>AGREE</b>	2249	51.98
<b>MODERATE</b>	727	16.8
<b>DISAGREE</b>	85	1.96
<b>STRONGLY DISAGREE</b>	16	0.37
<b>TOTAL</b>	<b>4327</b>	<b>100</b>

**Table 4: The Syllabus includes all the Core Courses**



<b>Table 5: The Syllabus includes all the dynamic courses</b>		
<b>OPTIONS</b>	<b>RESPONSES</b>	<b>PERCENTAGE</b>
<b>STRONGLY AGREE</b>	1828	42.25
<b>AGREE</b>	1562	36.1
<b>MODERATE</b>	822	19
<b>DISAGREE</b>	91	2.1
<b>STRONGLY DISAGREE</b>	24	0.55
<b>TOTAL</b>	<b>4327</b>	<b>100</b>

**Table 5: The Syllabus includes all the dynamic courses**

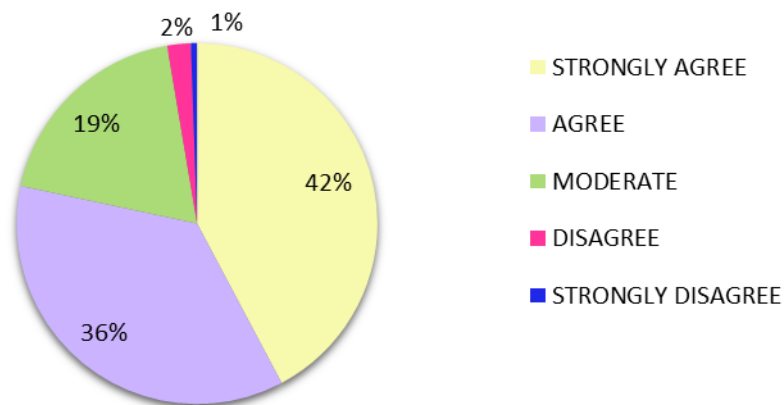
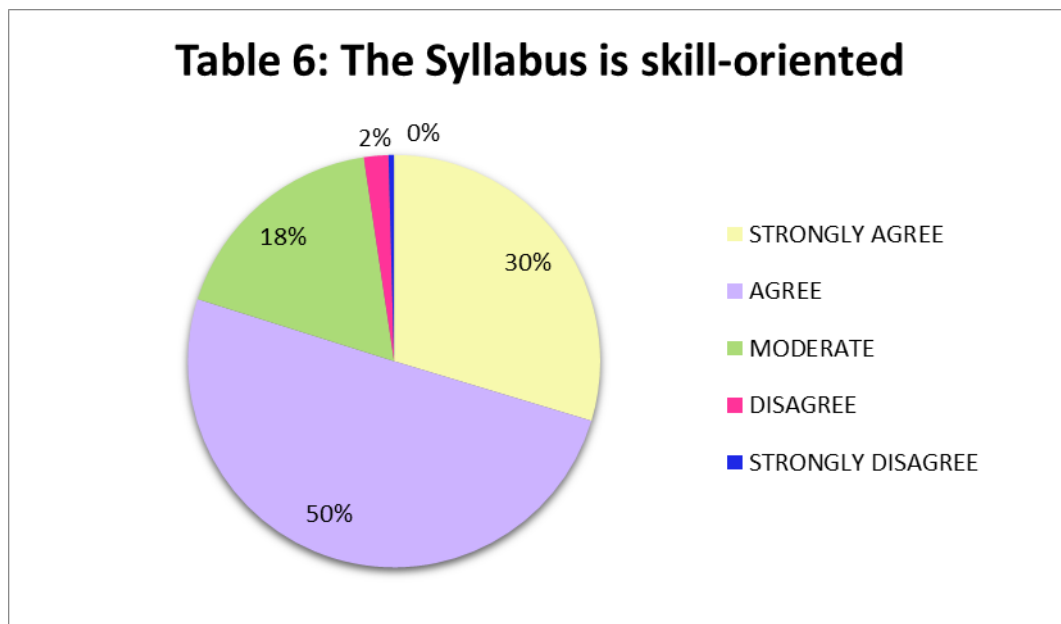


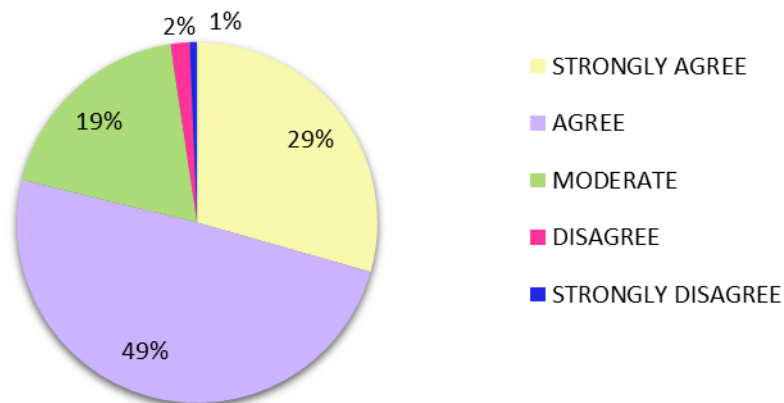
Table 6: The Syllabus is skill-oriented		
OPTIONS	RESPONSES	PERCENTAGE
STRONGLY AGREE	1284	29.67
AGREE	2172	50.2
MODERATE	769	17.77
DISAGREE	83	1.92
STRONGLY DISAGREE	19	0.44
TOTAL	4327	100





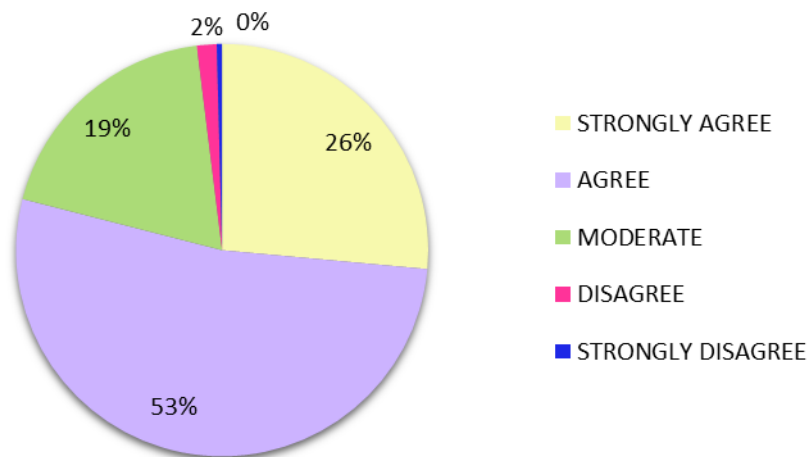
<b>Table 7: The Syllabus has scope for Employability /Entrepreneurship</b>		
<b>OPTIONS</b>	<b>RESPONSES</b>	<b>PERCENTAGE</b>
<b>STRONGLY AGREE</b>	1273	29.42
<b>AGREE</b>	2137	49.39
<b>MODERATE</b>	815	18.83
<b>DISAGREE</b>	73	1.69
<b>STRONGLY DISAGREE</b>	29	0.67
<b>TOTAL</b>	<b>4327</b>	<b>100</b>

**Table 7: The Syllabus has scope for Employability /Entrepreneurship**



<b>Table 8: The Syllabus is Research-Oriented</b>		
<b>OPTIONS</b>	<b>RESPONSES</b>	<b>PERCENTAGE</b>
<b>STRONGLY AGREE</b>	1145	26.46
<b>AGREE</b>	2273	52.53
<b>MODERATE</b>	824	19.04
<b>DISAGREE</b>	67	1.55
<b>STRONGLY DISAGREE</b>	18	0.42
<b>TOTAL</b>	<b>4327</b>	<b>100</b>

**Table 8: The Syllabus is Research-Oriented**



<b>Table 9: The Syllabus is relevant to the respective levels of Programmes</b>		
<b>OPTIONS</b>	<b>RESPONSES</b>	<b>PERCENTAGE</b>
<b>STRONGLY AGREE</b>	1301	30.07
<b>AGREE</b>	2122	49.04
<b>MODERATE</b>	816	18.85
<b>DISAGREE</b>	73	1.69
<b>STRONGLY DISAGREE</b>	15	0.35
<b>TOTAL</b>	<b>4327</b>	<b>100</b>

**Table 9: The Syllabus is relevant to the respective levels of Programmes**

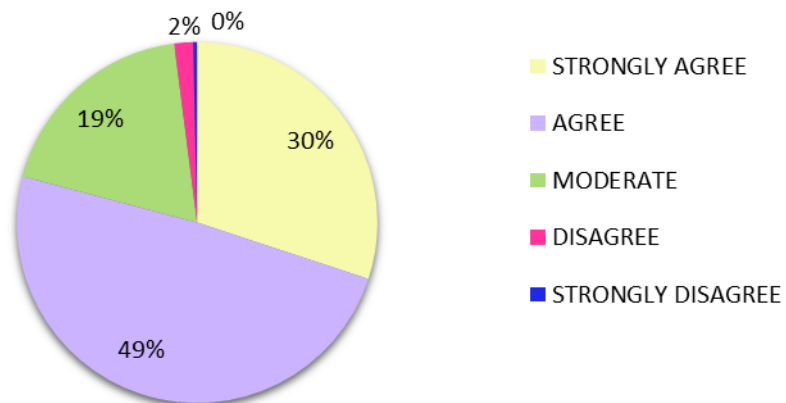


Table 10: The Syllabus deals with innovative courses		
OPTIONS	RESPONSES	PERCENTAGE
STRONGLY AGREE	1146	26.48
AGREE	2331	53.87
MODERATE	749	17.31
DISAGREE	76	1.76
STRONGLY DISAGREE	25	0.58
TOTAL	4327	100

**Table 10: The Syllabus deals with innovative courses**

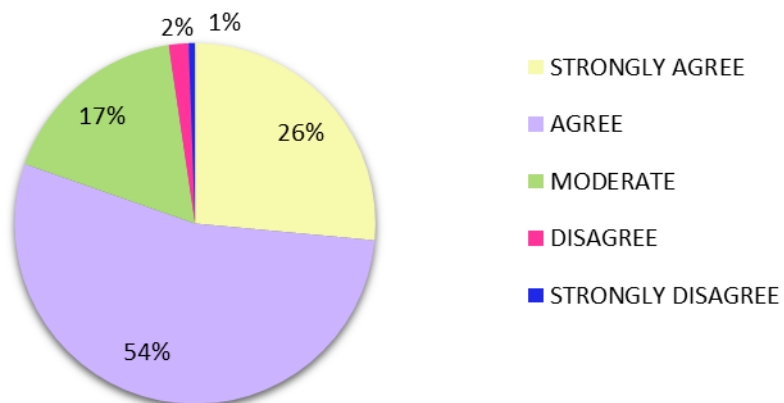


Table 11: The Syllabus paves way for Hands-on-Training		
OPTIONS	RESPONSES	PERCENTAGE
STRONGLY AGREE	1215	28.08
AGREE	2227	51.47
MODERATE	773	17.86
DISAGREE	79	1.83
STRONGLY DISAGREE	33	0.76
TOTAL	4327	100

**Table 11: The Syllabus paves way for Hands-on-Training**

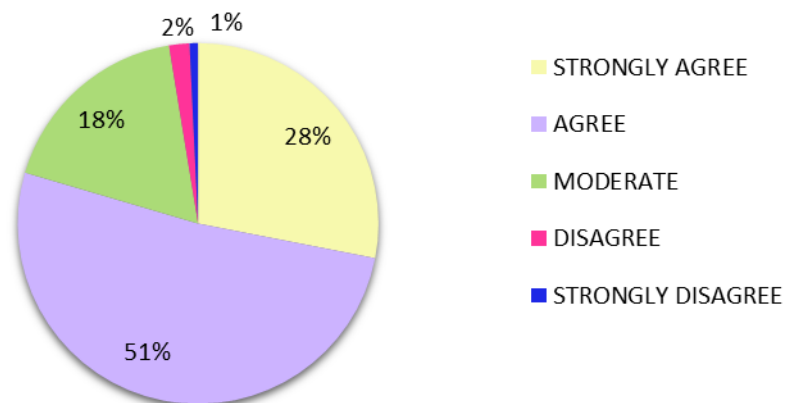


Table 12: The Syllabus is globally relevant		
OPTIONS	RESPONSES	PERCENTAGE
STRONGLY AGREE	1331	30.76
AGREE	2167	50.08
MODERATE	717	16.57
DISAGREE	82	1.90
STRONGLY DISAGREE	30	0.69
TOTAL	4327	100

**Table 12: The Syllabus is globally relevant**

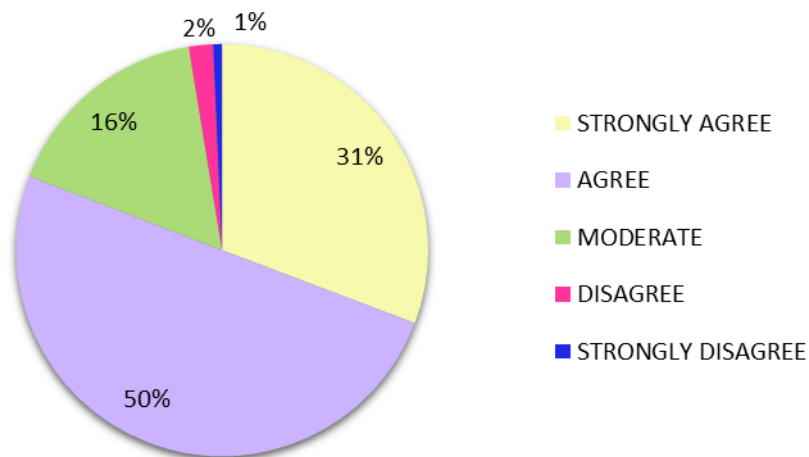


Table 13: The Syllabus is value-based		
OPTIONS	RESPONSES	PERCENTAGE
STRONGLY AGREE	1253	28.96
AGREE	2151	49.71
MODERATE	823	19.02
DISAGREE	75	1.73
STRONGLY DISAGREE	25	0.58
TOTAL	4327	100

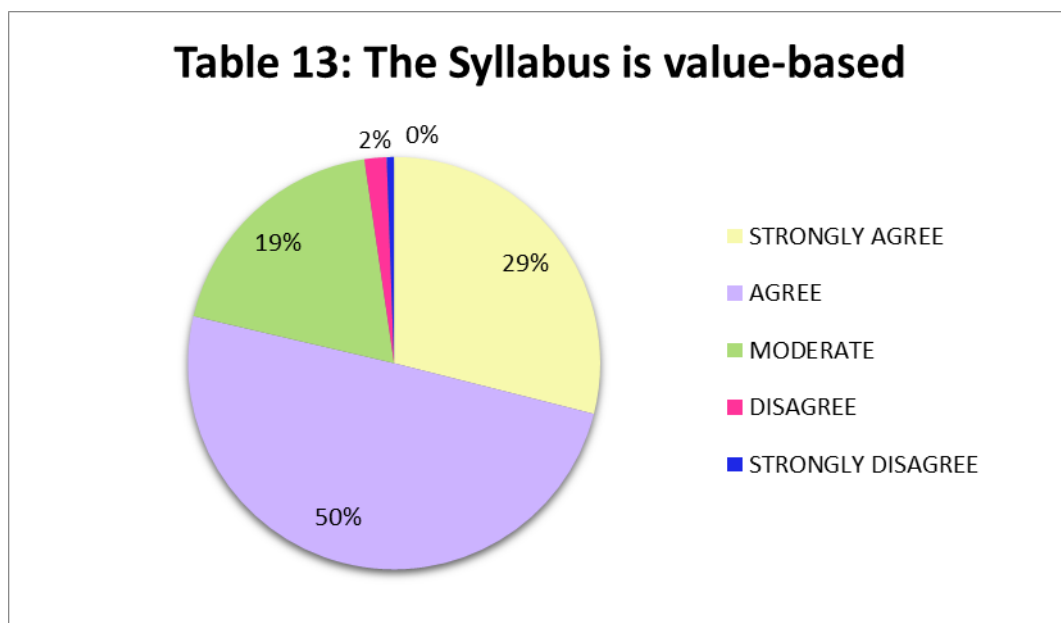


Table 14: The Syllabus in stills social responsibility		
OPTIONS	RESPONSES	PERCENTAGE
<b>STRONGLY AGREE</b>	1301	30.067
<b>AGREE</b>	2220	51.306
<b>MODERATE</b>	715	16.524
<b>DISAGREE</b>	73	1.687
<b>STRONGLY DISAGREE</b>	18	0.416
<b>TOTAL</b>	<b>4327</b>	<b>100</b>

**Table 14: The Syllabus instills social responsibility**

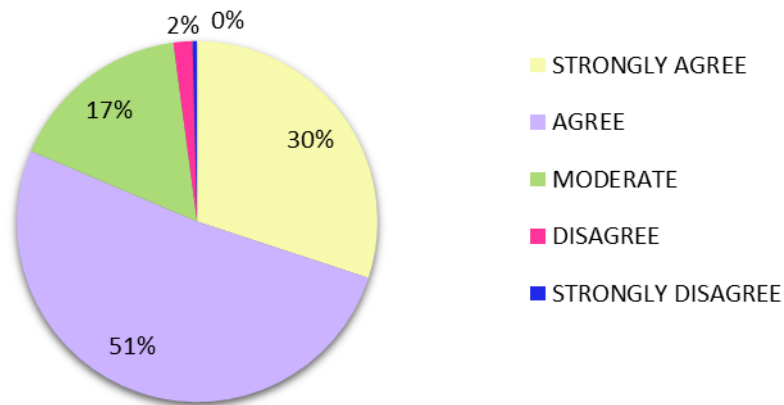




Table 15: The Syllabus promotes life long learning		
OPTIONS	RESPONSES	PERCENTAGE
STRONGLY AGREE	1197	27.66
AGREE	2209	51.05
MODERATE	810	18.72
DISAGREE	78	1.80
STRONGLY DISAGREE	33	0.76
TOTAL	4327	100

**Table 15: The Syllabus promotes life long learning**

