



FATIMA COLLEGE

(Autonomous)

Re-Accredited with 'A' Grade by NAAC (3rd Cycle)

College with Potential for Excellence (2004-2019)

Mary Land, Madurai - 625 018.

FEEDBACK ANALYSIS - STUDENTS

2015 - 2016

Feedback on curriculum is a regular phenomenon in Fatima College as it aids in the quality sustenance and enrichment of the curriculum. The college updates the curriculum periodically by closely adhering to the policies and guidelines issued by the concerned regulatory authorities. It is in response to the rising demands in the field of Higher Education that the curriculum is regularly updated and it is aligned with the Choice Based Credit System - CBCS adopted by Fatima in 2001.

Besides catering to the needs of the students and the demands of the employers, frequent meetings are convened wherein the Management, Controllers of Examinations, the Deans of Curricular Affairs and the Heads of the Departments discuss Curriculum Based issues. Structured Feedback on individual courses and the syllabus of respective departments are collected semester wise from Students, Teachers, Employers and Alumnae. The collected feedback is analysed by each department. Based on the stakeholders' suggestions and recommendations, the curriculum is designed, revised and new skill-oriented courses are introduced from time to time in the Board of Studies.

The Draft Syllabus is revised in the Board of Studies and finalised. The suggestions of the University Nominees, the Subject Experts, Industrialists and Alumnae are incorporated and the Action Taken Report is presented in the next Board of studies. The curriculum is then approved in the Academic Council and the Governing Body. The Suggestions brought forth

by the distinguished members of the Academic Council and the Governing Body are realized and Action taken Report are presented and documented in the minutes of the Subsequent Academic Council and Governing Body.

Structured Feedback on individual courses and syllabus is obtained from the students and course teachers the end of each year; from the alumnae during the Annual Alumnae Meet and from the Industrialists and Employers during formal meetings. The stakeholders respond to Questionnaires with 15 questions on syllabus on the scales as stated herein:

 Strongly Agree - SA

 Agree - A

 Moderate - M

 Disagree - D

 Strongly Disagree - SD

Total Number of Respondent: 4106

Table 1 : The Syllabus is Choice Based		
OPTIONS	RESPONSES	PERCENTAGE
STRONGLY AGREE	1544	37.60
AGREE	1983	48.30
MODERATE	490	11.93
DISAGREE	69	1.68
STRONGLY DISAGREE	20	0.49
TOTAL	4106	100

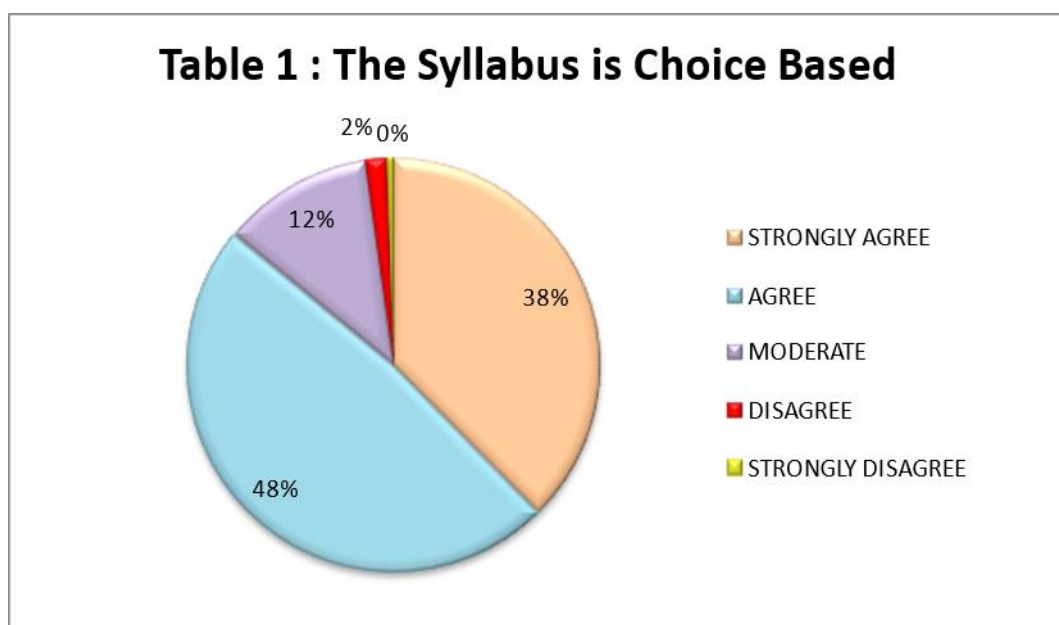


Table 2 : The Syllabus is interesting		
OPTIONS	RESPONSES	PERCENTAGE
STRONGLY AGREE	1510	36.78
AGREE	1965	47.86
MODERATE	560	13.64
DISAGREE	52	1.27
STRONGLY DISAGREE	19	0.46
TOTAL	4106	100

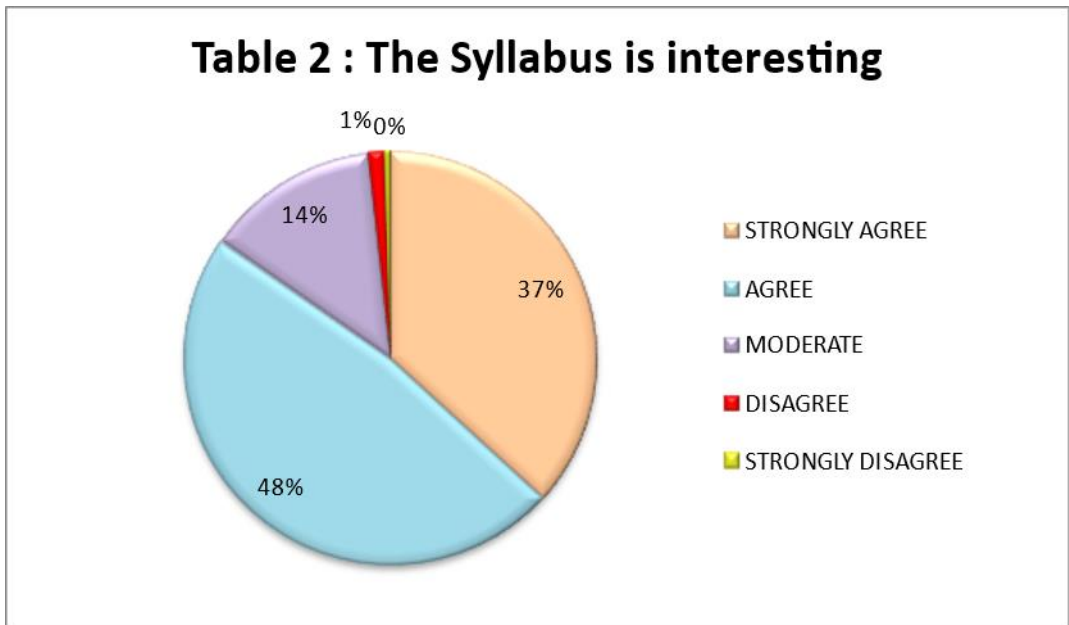


Table 3 : The Syllabus offers Academic Flexibility		
OPTIONS	RESPONSES	PERCENTAGE
STRONGLY AGREE	1432	34.88
AGREE	1954	47.59
MODERATE	632	15.39
DISAGREE	63	1.53
STRONGLY DISAGREE	25	0.61
TOTAL	4106	100

Table 3 : The Syllabus offers Academic Flexibility

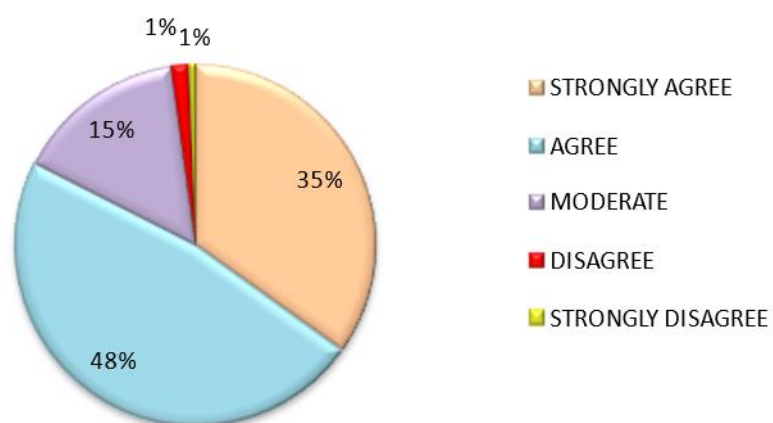


Table 4: The Syllabus includes all the Core Courses

OPTIONS	RESPONSES	PERCENTAGE
STRONGLY AGREE	1473	35.87
AGREE	1943	47.32
MODERATE	593	14.44
DISAGREE	70	1.70
STRONGLY DISAGREE	27	0.66
TOTAL	4106	100

Table 4: The Syllabus includes all the Core Courses

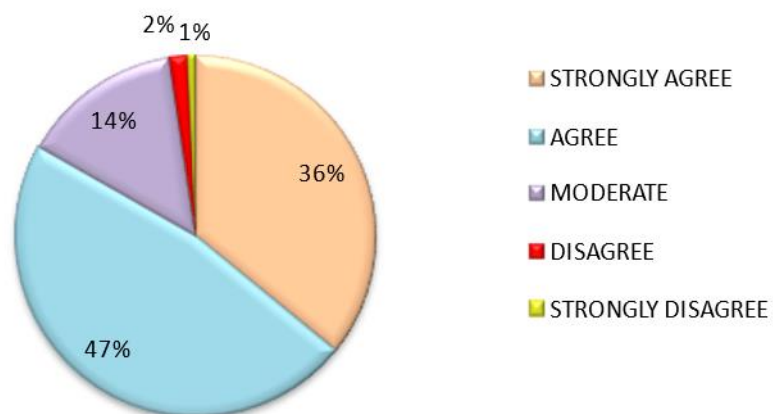


Table 5: The Syllabus includes all the dynamic courses		
OPTIONS	RESPONSES	PERCENTAGE
STRONGLY AGREE	1350	32.88
AGREE	1976	48.12
MODERATE	675	16.44
DISAGREE	76	1.85
STRONGLY DISAGREE	29	0.71
TOTAL	4106	100

Table 5: The Syllabus includes all the dynamic courses

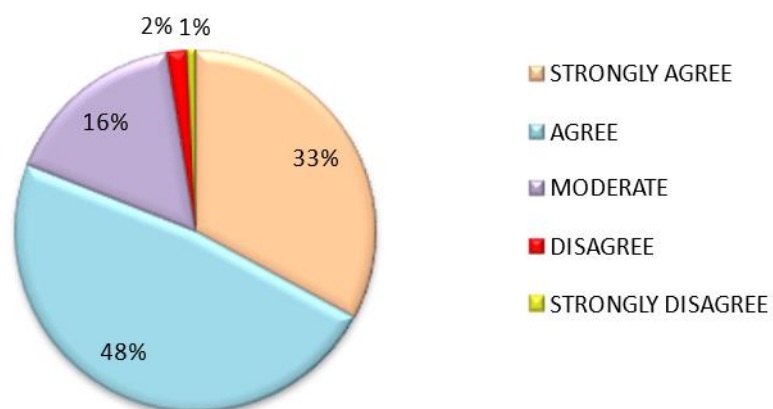


Table 6: The Syllabus is skill-oriented		
OPTIONS	RESPONSES	PERCENTAGE
STRONGLY AGREE	1284	31.27
AGREE	1997	48.64
MODERATE	720	17.54
DISAGREE	75	1.83
STRONGLY DISAGREE	30	0.73
TOTAL	4106	100

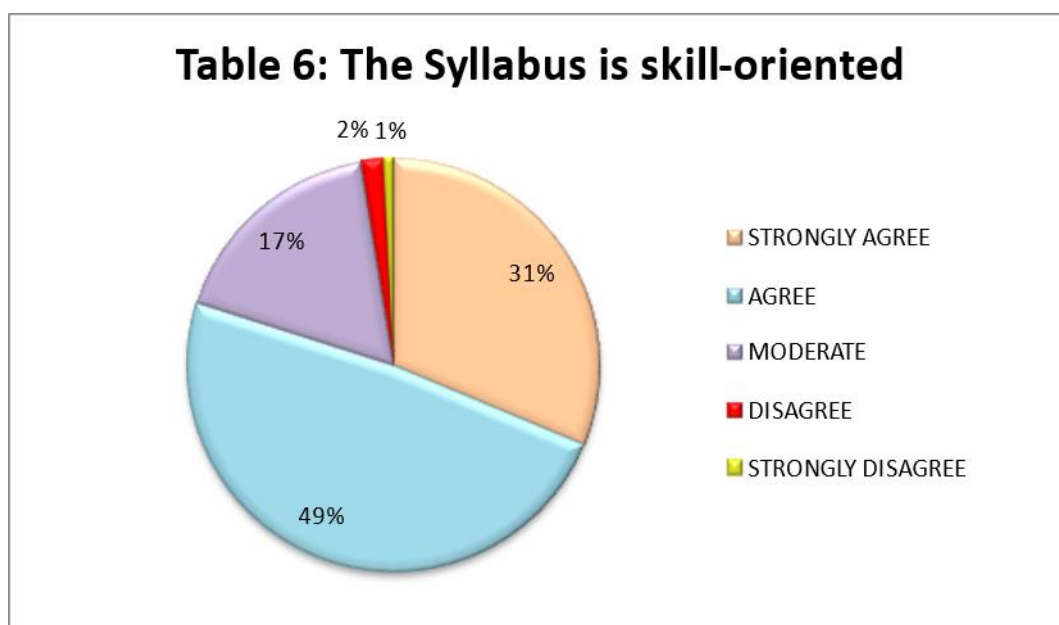


Table 7: The Syllabus has scope for Employability /Entrepreneurship		
OPTIONS	RESPONSES	PERCENTAGE
STRONGLY AGREE	1357	33.05
AGREE	1970	47.98
MODERATE	671	16.34
DISAGREE	82	2.00
STRONGLY DISAGREE	26	0.63
TOTAL	4106	100

Table 7: The Syllabus has scope for Employability /Entrepreneurship

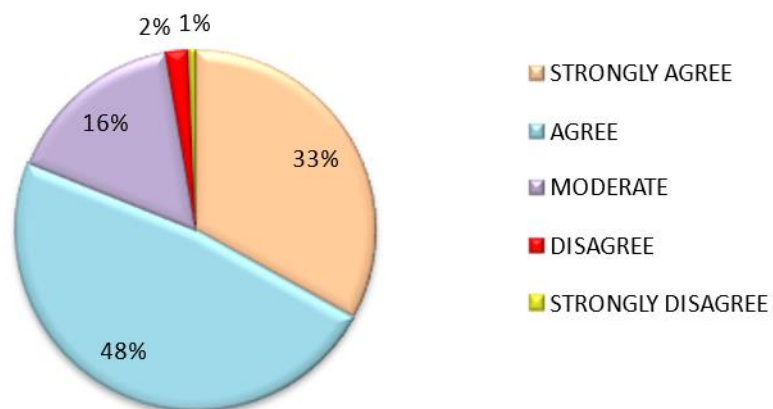


Table 8: The Syllabus is Research-Oriented		
OPTIONS	RESPONSES	PERCENTAGE
STRONGLY AGREE	1419	34.56
AGREE	1879	45.76
MODERATE	698	17.00
DISAGREE	85	2.07
STRONGLY DISAGREE	25	0.61
TOTAL	4106	100

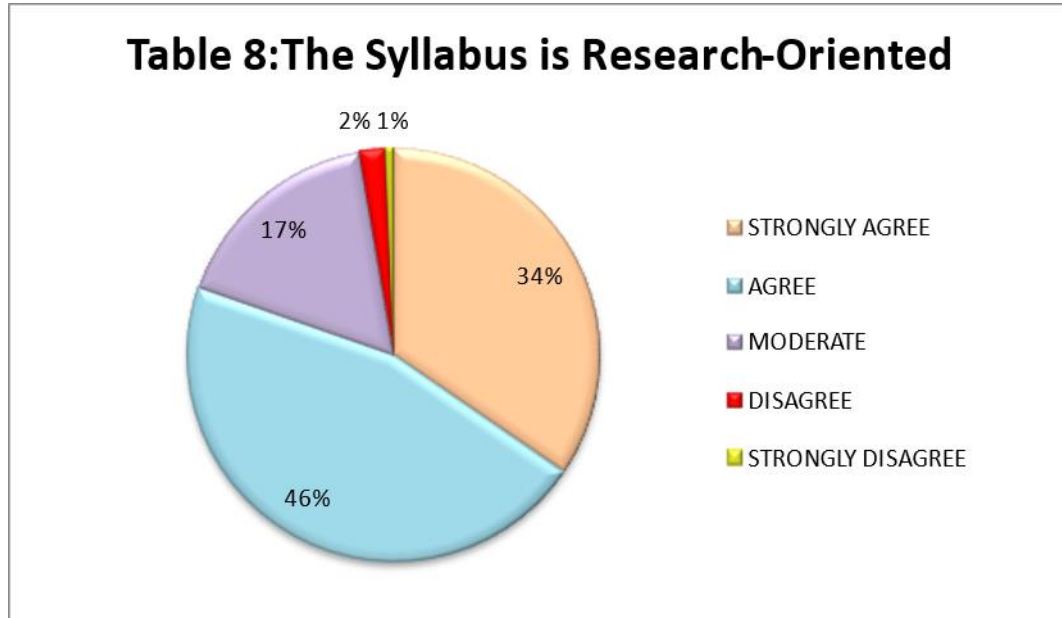


Table 9: The Syllabus is relevant to the respective levels of Programmes		
OPTIONS	RESPONSES	PERCENTAGE
STRONGLY AGREE	1401	34.12
AGREE	1983	48.30
MODERATE	641	15.61
DISAGREE	60	1.46
STRONGLY DISAGREE	21	0.51
TOTAL	4106	100

Table 9: The Syllabus is relevant to the respective levels of Programmes

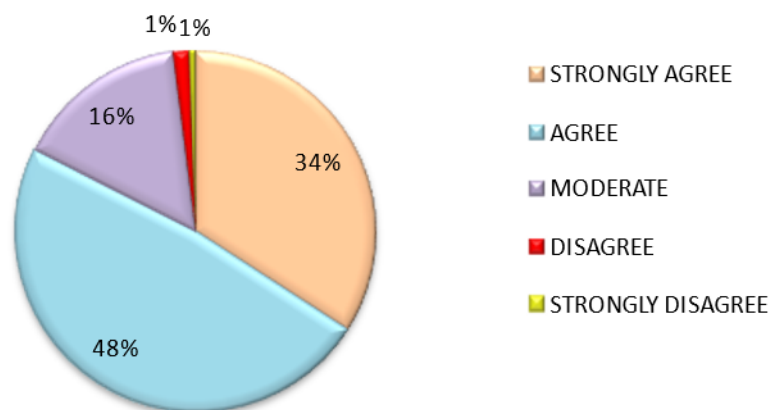


Table 10: The Syllabus deals with innovative courses		
OPTIONS	RESPONSES	PERCENTAGE
STRONGLY AGREE	1260	30.69
AGREE	1980	48.22
MODERATE	745	18.14
DISAGREE	93	2.26
STRONGLY DISAGREE	28	0.68
TOTAL	4106	100

Table 10: The Syllabus deals with innovative courses

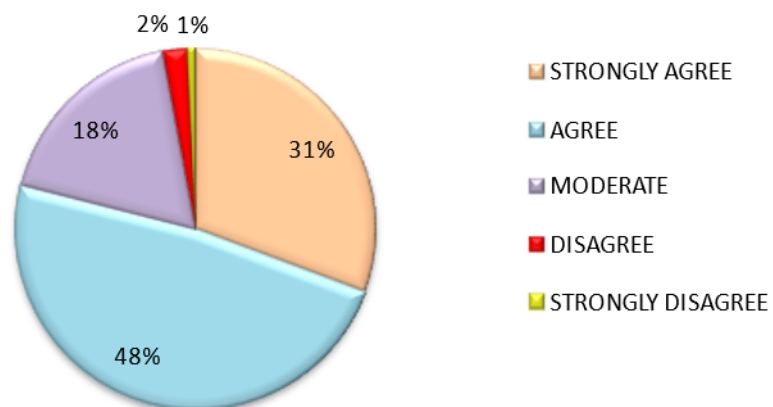


Table 11: The Syllabus paves way for Hands-on-Training		
OPTIONS	RESPONSES	PERCENTAGE
STRONGLY AGREE	1209	29.44
AGREE	1915	46.64
MODERATE	869	21.16
DISAGREE	86	2.09
STRONGLY DISAGREE	27	0.66
TOTAL	4106	100

Table 11: The Syllabus paves way for Hands-on-Training

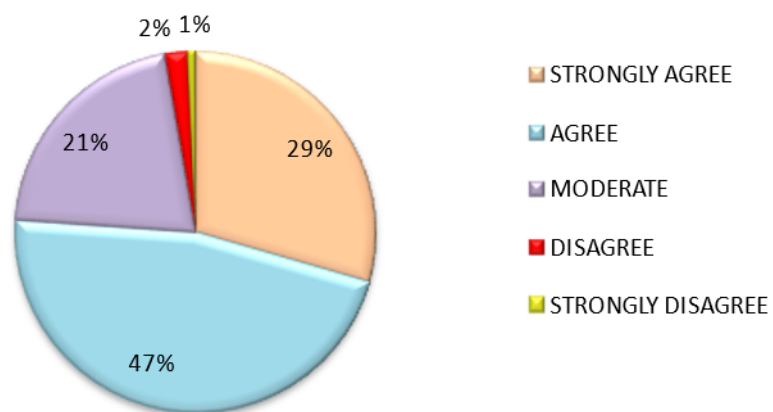


Table 12: The Syllabus is globally relevant		
OPTIONS	RESPONSES	PERCENTAGE
STRONGLY AGREE	1368	33.32
AGREE	1829	44.54
MODERATE	813	19.80
DISAGREE	75	1.83
STRONGLY DISAGREE	21	0.51
TOTAL	4106	100

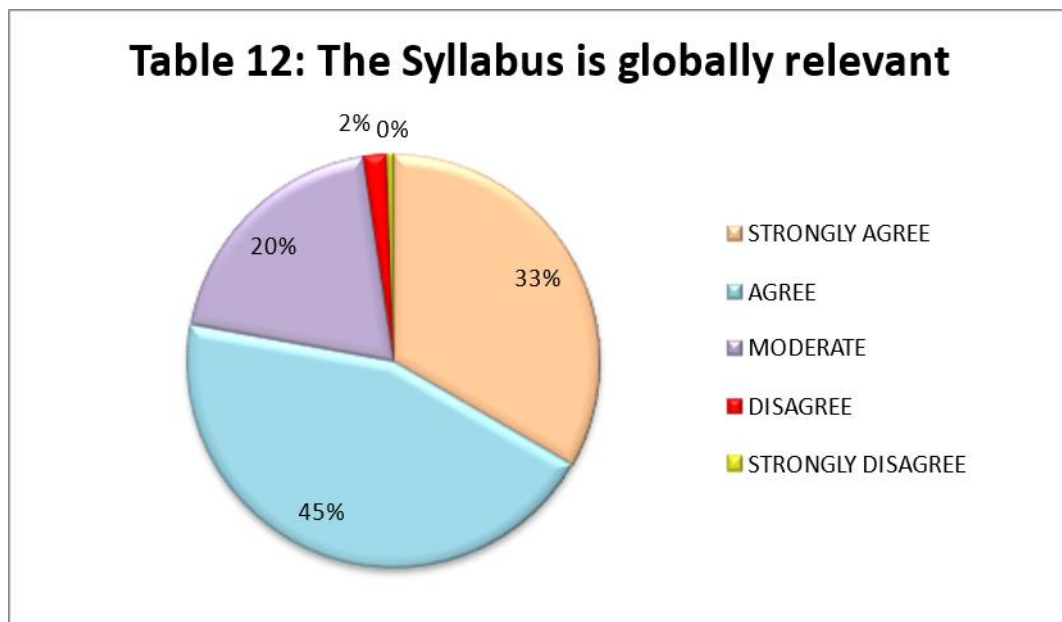


Table 13: The Syllabus is value-based		
OPTIONS	RESPONSES	PERCENTAGE
STRONGLY AGREE	1219	29.69
AGREE	1964	47.83
MODERATE	832	20.26
DISAGREE	69	1.68
STRONGLY DISAGREE	22	0.54
TOTAL	4106	100

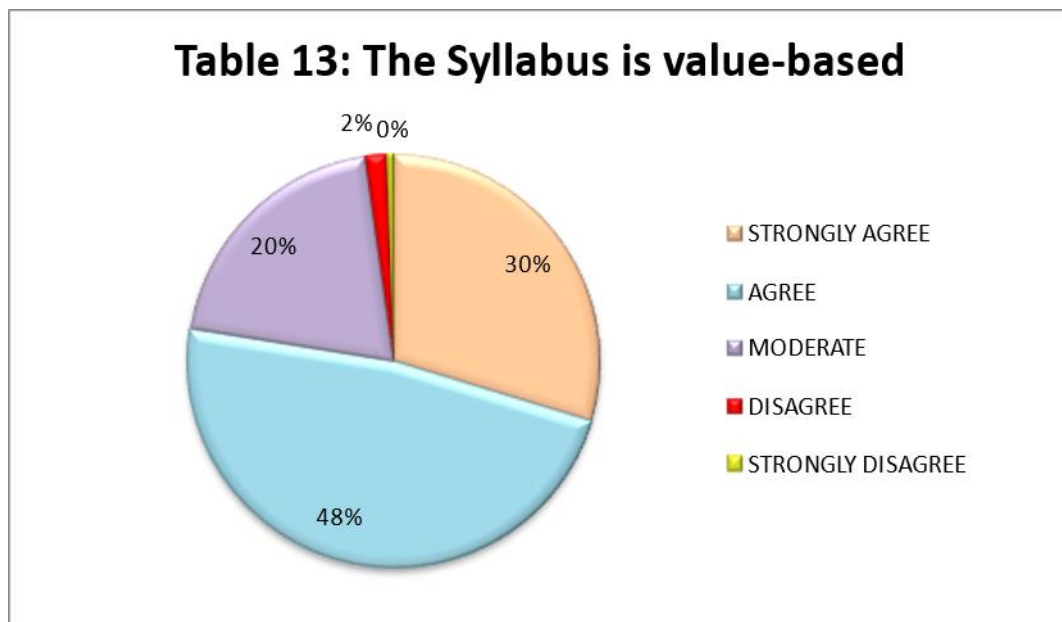


Table 14: The Syllabus instills social responsibility		
OPTIONS	RESPONSES	PERCENTAGE
STRONGLY AGREE	1297	31.59
AGREE	1959	47.71
MODERATE	755	18.39
DISAGREE	75	1.83
STRONGLY DISAGREE	20	0.49
TOTAL	4106	100

Table 14: The Syllabus instills social responsibility

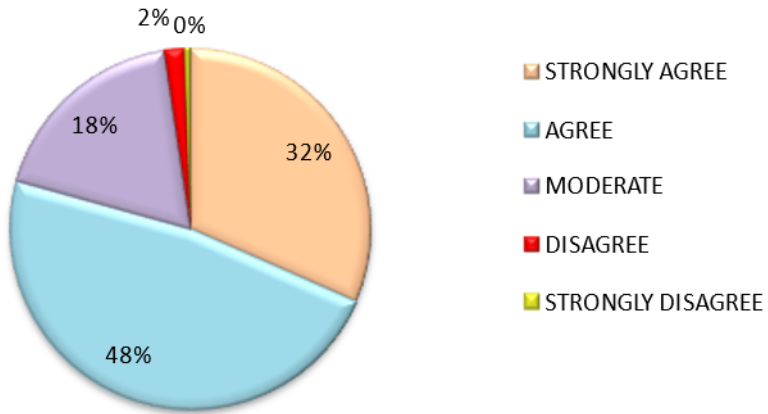


Table 15: The Syllabus promotes life long learning		
OPTIONS	RESPONSES	PERCENTAGE
STRONGLY AGREE	1322	32.20
AGREE	1839	44.79
MODERATE	853	20.77
DISAGREE	63	1.53
STRONGLY DISAGREE	29	0.71
TOTAL	4106	100

Table 15: The Syllabus promotes life long learning

