



FATIMA COLLEGE

(Autonomous)

Re-Accredited with 'A' Grade by NAAC (3rd Cycle)

College with Potential for Excellence (2004-2019)

Mary Land, Madurai - 625 018.

FEEDBACK ANALYSIS - STUDENTS

2015 - 2016






Feedback on curriculum is a regular phenomenon in Fatima College as it aids in the quality sustenance and enrichment of the curriculum. The college updates the curriculum periodically by closely adhering to the policies and guidelines issued by the concerned regulatory authorities. It is in response to the rising demands in the field of Higher Education that the curriculum is regularly updated and it is aligned with the Choice Based Credit System - CBCS adopted by Fatima in 2001.

Besides catering to the needs of the students and the demands of the employers, frequent meetings are convened wherein the Management, Controllers of Examinations, the Deans of Curricular Affairs and the Heads of the Departments discuss Curriculum Based issues. Structured Feedback on individual courses and the syllabus of respective departments are collected semester wise from Students, Teachers, Employers and Alumnae. The collected feedback is analysed by each department. Based on the stakeholders' suggestions and recommendations, the curriculum is designed, revised and new skill-oriented courses are introduced from time to time in the Board of Studies.

The Draft Syllabus is revised in the Board of Studies and finalised. The suggestions of the University Nominees, the Subject Experts, Industrialists and Alumnae are incorporated and the Action Taken Report is presented in the next Board of studies. The curriculum is then approved in the Academic Council and the Governing Body. The Suggestions brought forth

by the distinguished members of the Academic Council and the Governing Body are realized and Action taken Report are presented and documented in the minutes of the Subsequent Academic Council and Governing Body.

Structured Feedback on individual courses and syllabus is obtained from the students and course teachers the end of each year; from the alumnae during the Annual Alumnae Meet and from the Industrialists and Employers during formal meetings. The stakeholders respond to Questionnaires with 15 questions on syllabus on the scales as stated herein:

-  Strongly Agree - SA
-  Agree - A
-  Moderate - M
-  Disagree - D
-  Strongly Disagree - SD

Total Number of Respondent: 3988

Table 1. The Syllabus is Choice Based		
OPTIONS	RESPONSES	PERCENTAGE
STRONGLY AGREE	1478	37.06
AGREE	1921	48.17
MODERATE	491	12.31
DISAGREE	55	1.38
STRONGLY DISAGREE	43	1.08
TOTAL	3988	100

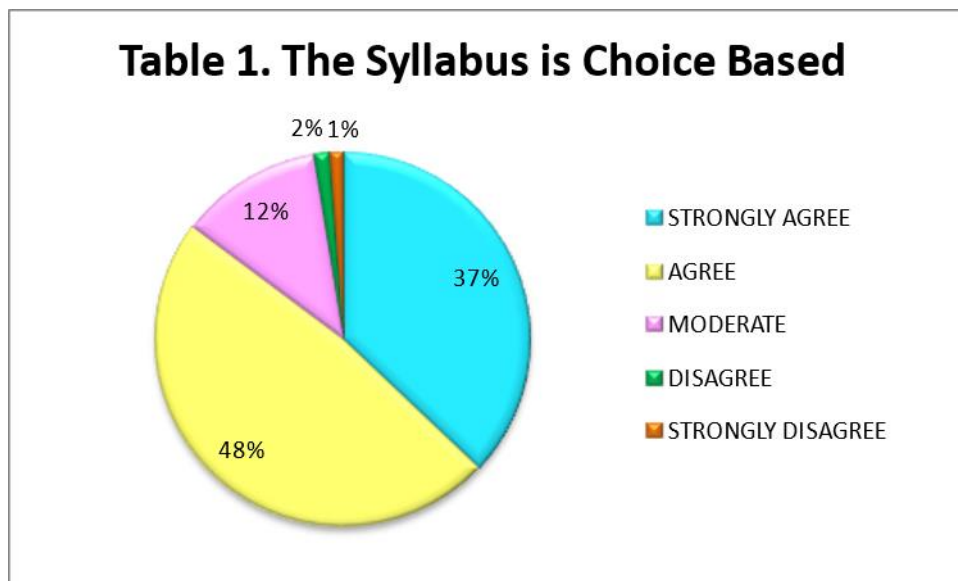


Table 2. The Syllabus is interesting		
OPTIONS	RESPONSES	PERCENTAGE
STRONGLY AGREE	1552	38.92
AGREE	1833	45.96
MODERATE	501	12.56
DISAGREE	53	1.33
STRONGLY DISAGREE	49	1.23
TOTAL	3988	100

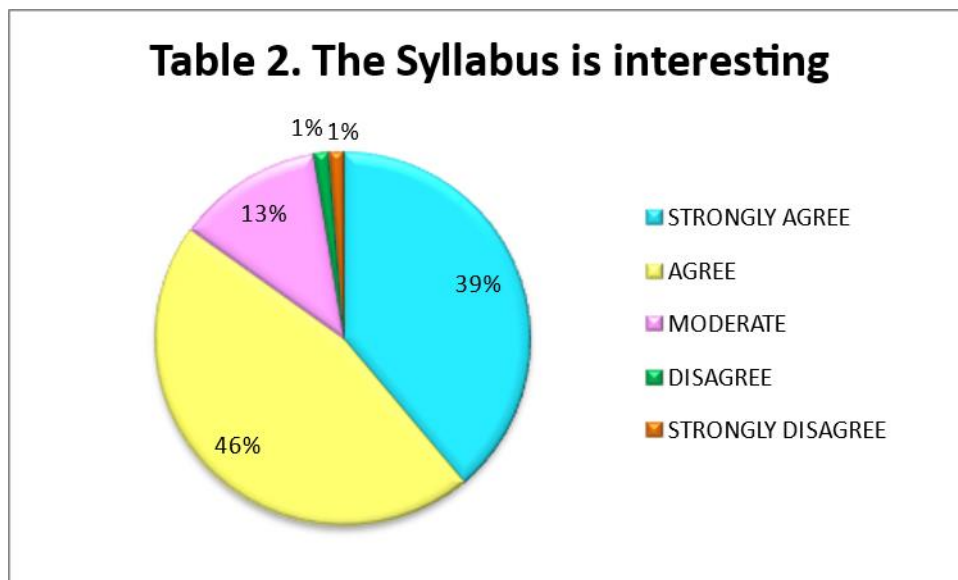


Table 3. The Syllabus offers Academic Flexibility		
OPTIONS	RESPONSES	PERCENTAGE
STRONGLY AGREE	1555	38.99
AGREE	1806	45.29
MODERATE	521	13.06
DISAGREE	61	1.53
STRONGLY DISAGREE	45	1.13
TOTAL	3988	100

Table 3. The Syllabus offers Academic Flexibility

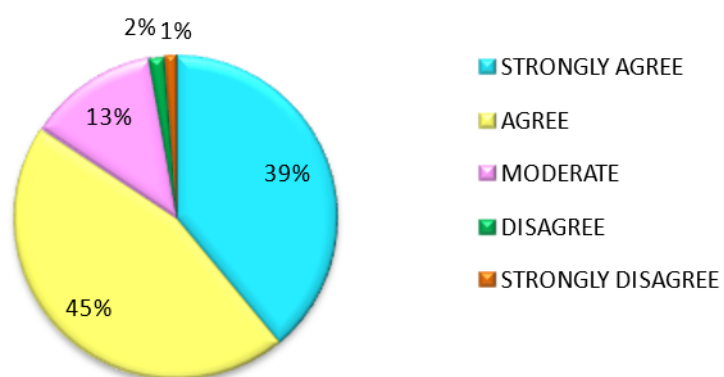


Table 4. The Syllabus includes all the Core Courses		
OPTIONS	RESPONSES	PERCENTAGE
STRONGLY AGREE	1468	36.81
AGREE	1924	48.24
MODERATE	491	12.31
DISAGREE	57	1.43
STRONGLY DISAGREE	48	1.20
TOTAL	3988	100

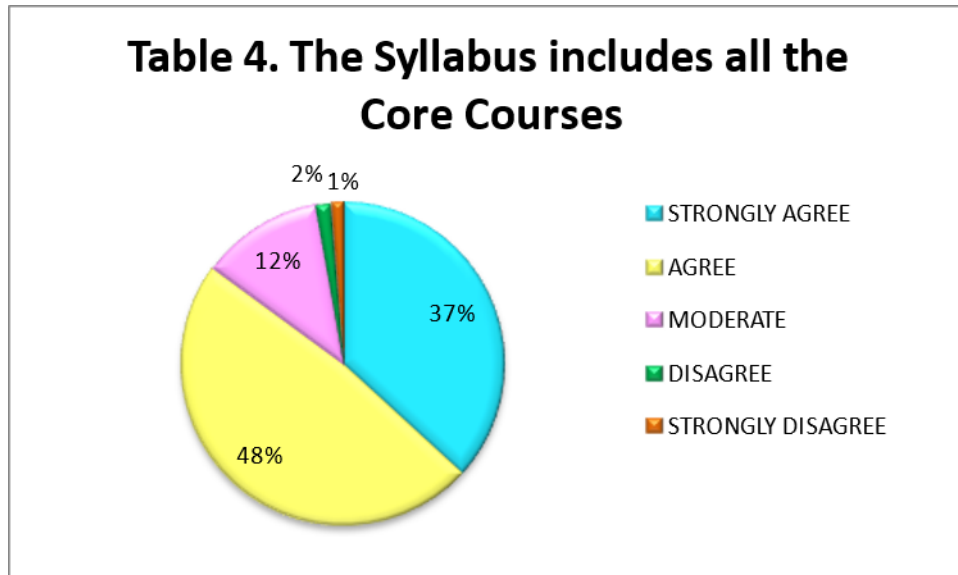


Table 5. The Syllabus includes all the dynamic courses

OPTIONS	RESPONSES	PERCENTAGE
STRONGLY AGREE	1357	34.03
AGREE	1952	48.95
MODERATE	586	14.69
DISAGREE	47	1.18
STRONGLY DISAGREE	46	1.15
TOTAL	3988	100

Table 5. The Syllabus includes all the dynamic courses

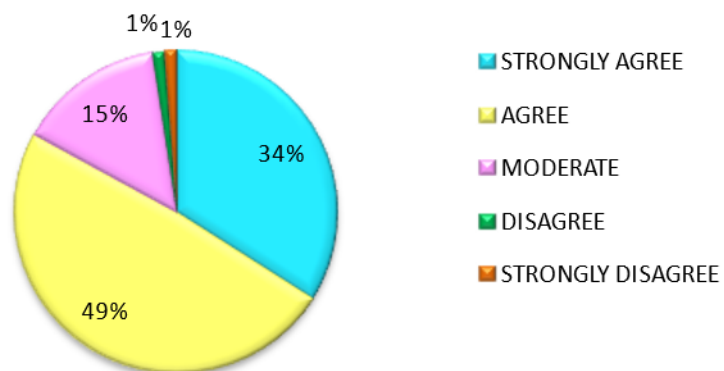


Table 6. The Syllabus is skill-oriented		
OPTIONS	RESPONSES	PERCENTAGE
STRONGLY AGREE	1402	35.16
AGREE	1863	46.72
MODERATE	604	15.15
DISAGREE	67	1.68
STRONGLY DISAGREE	52	1.30
TOTAL	3988	100

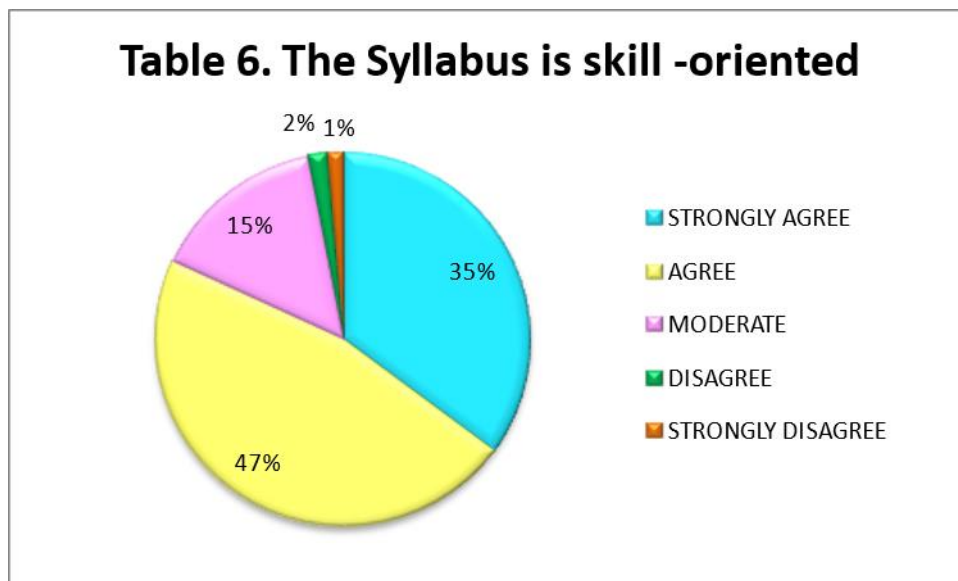


Table 7. The Syllabus has scope for Employability /Entrepreneurship		
OPTIONS	RESPONSES	PERCENTAGE
STRONGLY AGREE	1503	37.69
AGREE	1838	46.09
MODERATE	540	13.54
DISAGREE	58	1.45
STRONGLY DISAGREE	49	1.23
TOTAL	3988	100

Table 7. The Syllabus has scope for Employability /Entrepreneurship

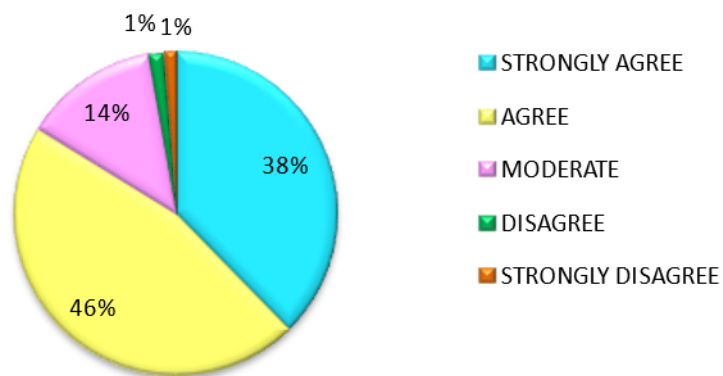


Table 8. The Syllabus is Research-Oriented		
OPTIONS	RESPONSES	PERCENTAGE
STRONGLY AGREE	1396	35.01
AGREE	1934	48.50
MODERATE	558	13.99
DISAGREE	58	1.45
STRONGLY DISAGREE	42	1.05
TOTAL	3988	100

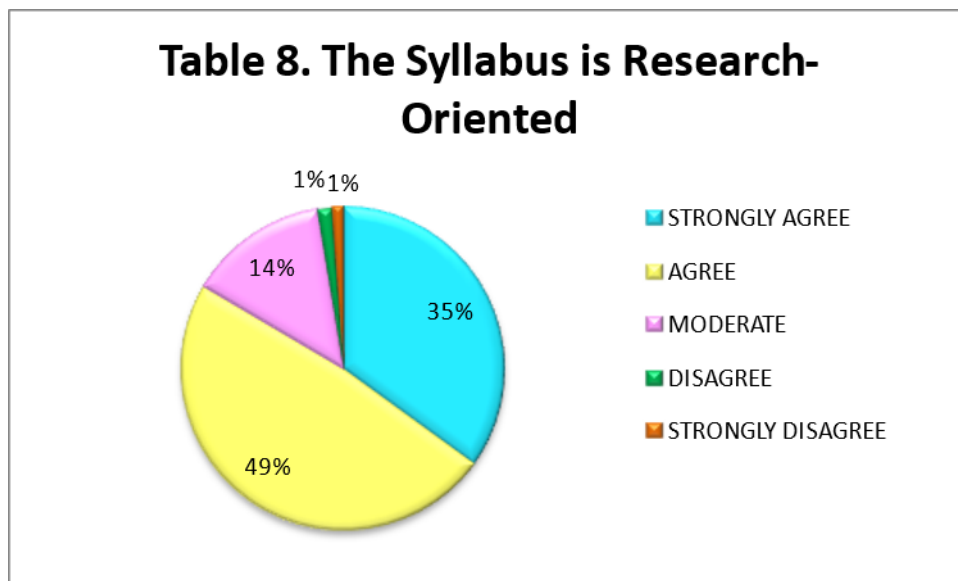


Table 9: The Syllabus is relevant to the respective levels of Programmes		
OPTIONS	RESPONSES	PERCENTAGE
STRONGLY AGREE	1352	33.90
AGREE	1907	47.82
MODERATE	601	15.07
DISAGREE	73	1.83
STRONGLY DISAGREE	55	1.38
TOTAL	3988	100

Table 9. The Syllabus is relevant to the respective level of the Programmes

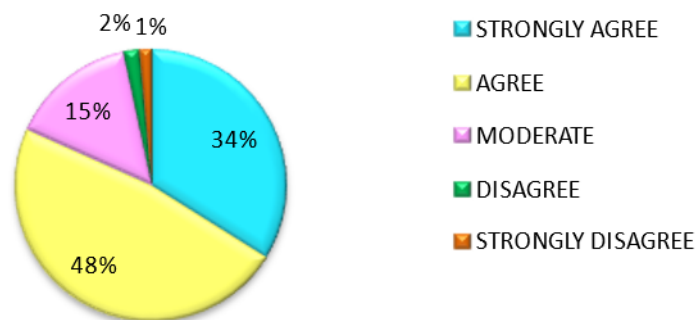


Table 10. The Syllabus deals with innovative courses		
OPTIONS	RESPONSES	PERCENTAGE
STRONGLY AGREE	1430	35.86
AGREE	1835	46.01
MODERATE	593	14.87
DISAGREE	74	1.86
STRONGLY DISAGREE	56	1.40
TOTAL	3988	100

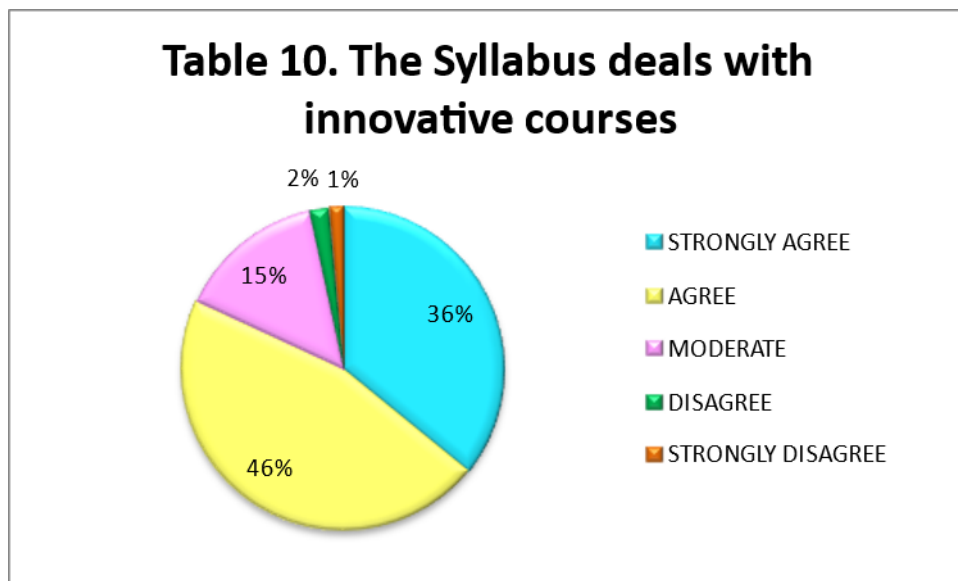


Table 11. The Syllabus paves way for Hands-on-Training		
OPTIONS	RESPONSES	PERCENTAGE
STRONGLY AGREE	1297	32.52
AGREE	1971	49.42
MODERATE	623	15.62
DISAGREE	59	1.48
STRONGLY DISAGREE	38	0.95
TOTAL	3988	100

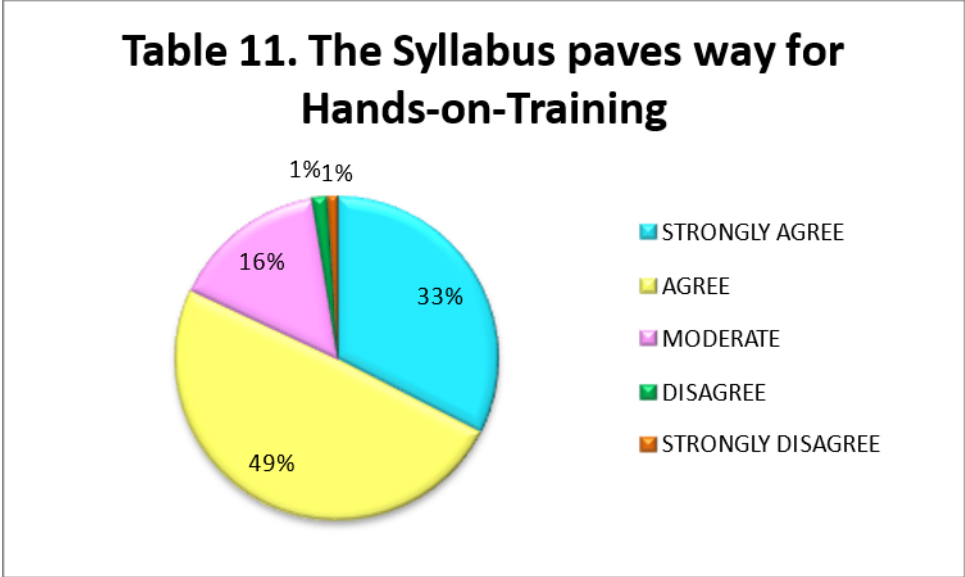


Table 12. The Syllabus is globally relevant		
OPTIONS	RESPONSES	PERCENTAGE
STRONGLY AGREE	1345	33.73
AGREE	1946	48.80
MODERATE	591	14.82
DISAGREE	62	1.55
STRONGLY DISAGREE	44	1.10
TOTAL	3988	100

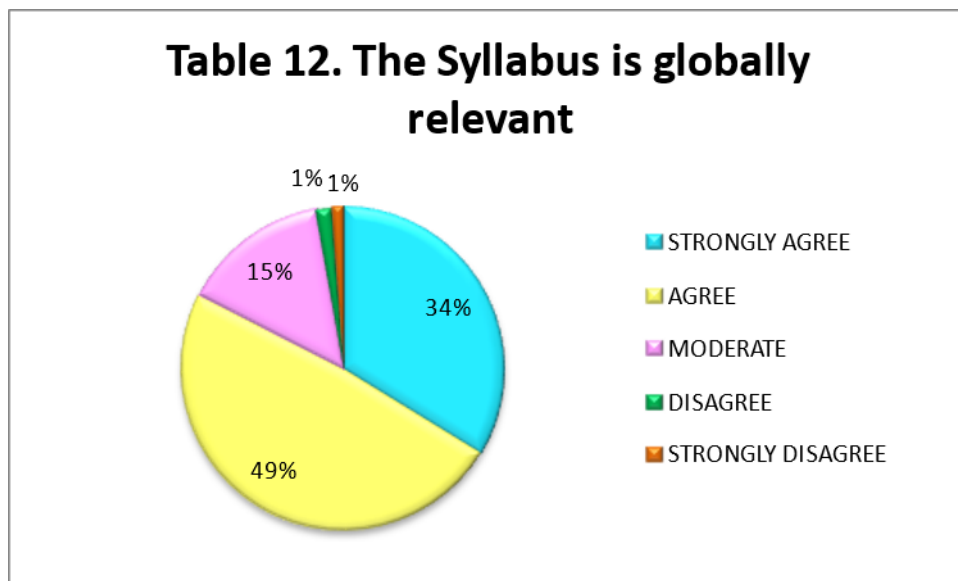


Table 13. The Syllabus is value-based		
OPTIONS	RESPONSES	PERCENTAGE
STRONGLY AGREE	1397	35.03
AGREE	1735	43.51
MODERATE	735	18.43
DISAGREE	65	1.63
STRONGLY DISAGREE	56	1.40
TOTAL	3988	100

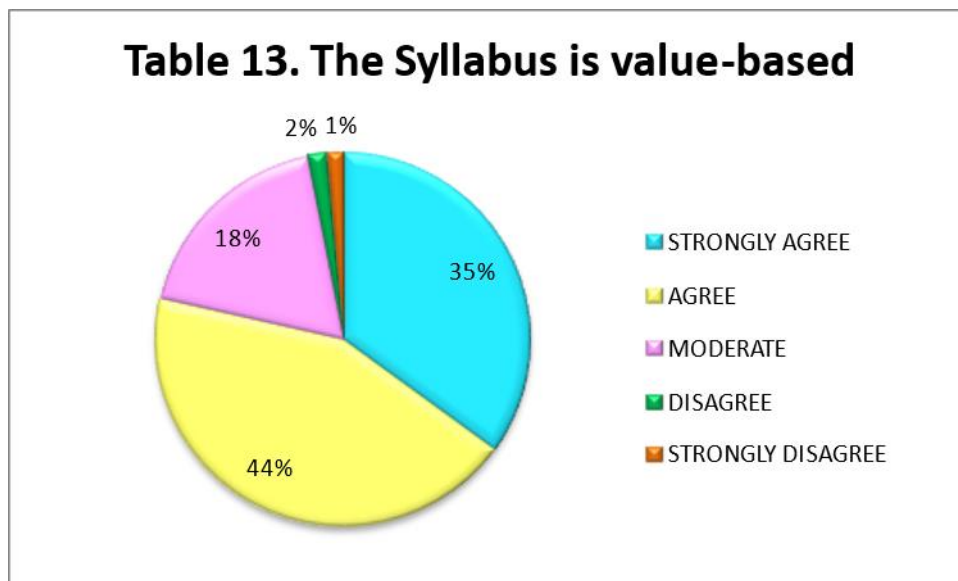


Table 14. The Syllabus instills social responsibility		
OPTIONS	RESPONSES	PERCENTAGE
STRONGLY AGREE	1455	36.48
AGREE	1787	44.81
MODERATE	639	16.02
DISAGREE	59	1.48
STRONGLY DISAGREE	48	1.20
TOTAL	3988	100

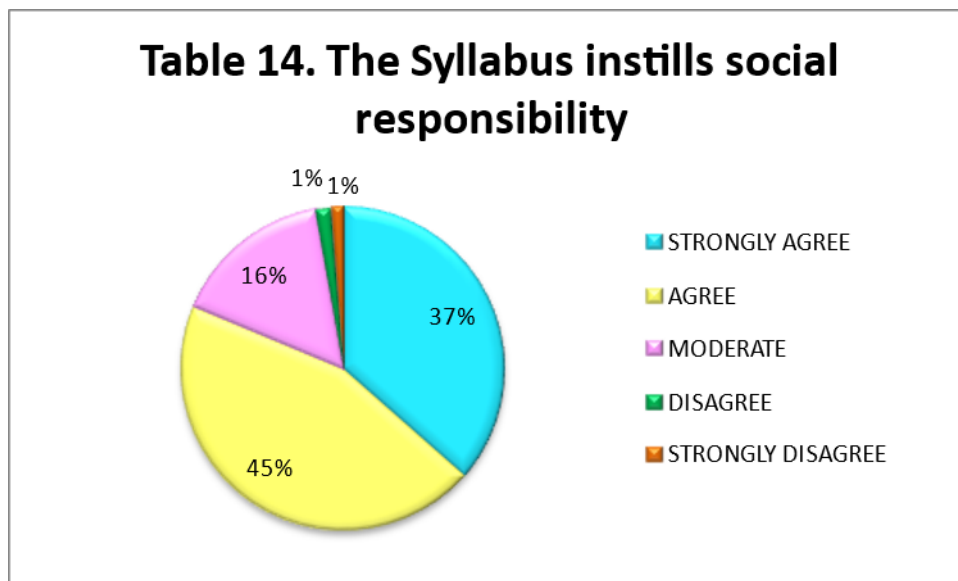


Table 15. The Syllabus promotes life long learning		
OPTIONS	RESPONSES	PERCENTAGE
STRONGLY AGREE	1397	35.03
AGREE	1789	44.86
MODERATE	693	17.38
DISAGREE	61	1.53
STRONGLY DISAGREE	48	1.20
TOTAL	3988	100

