

FATIMA COLLEGE


(Autonomous)

Re-Accredited with 'A' Grade by NAAC (3rd Cycle)

College with Potential for Excellence (2004-2019)

74th Rank in India Ranking 2020 (NIRF) by MHRD

Mary Land, Madurai - 625 018.



EMPLOYERS FEEDBACK



2020 - 2021

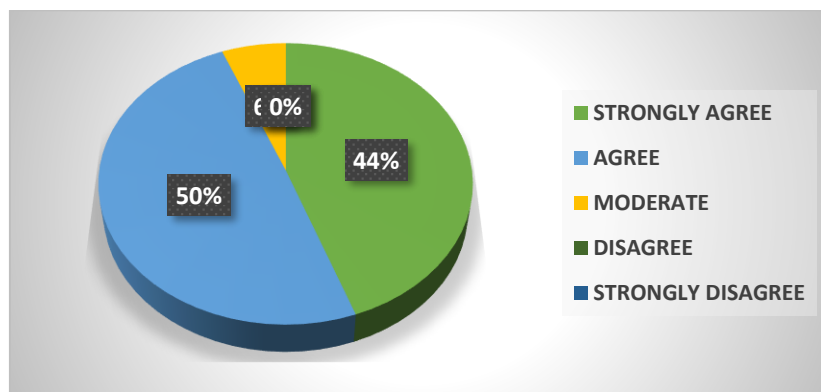
Perception of the Employment providers towards the institution

2020-2021 (samples collected -61)

1. Employers have perceived the college has an active Career Guidance Cell as follows.

Strongly Agree (Percentage)	Agree (Percentage)	Moderate (Percentage)	Disagree (Percentage)	Strongly Disagree (Percentage)
44%	49%	6%	0%	0%

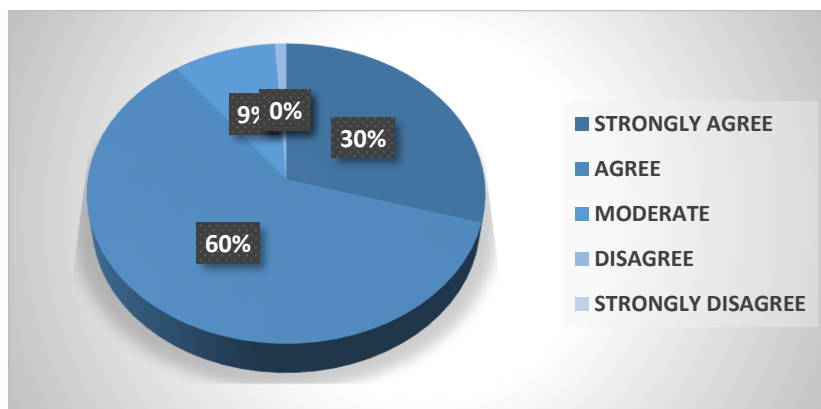
Diagrammatic representation of the Employers perception towards the college Career Guidance Cell as



2. Employers have perceived the college ensures the smooth conducting of campus interviews by the Placement Officer as follows.

Strongly Agree (Percentage)	Agree (Percentage)	Moderate (Percentage)	Disagree (Percentage)	Strongly Disagree (Percentage)
29%	59%	9%	1%	0%

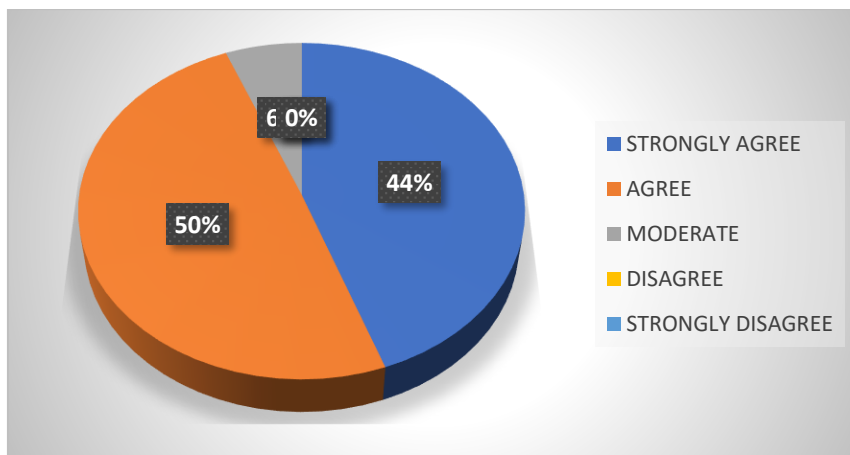
Diagrammatic representation of the Employers perception towards the college ensures the smooth conducting of campus interviews by the Placement Officer as



3. Employers have perceived the college has a good teaching-learning environment as follows

Strongly Agree (Percentage)	Agree (Percentage)	Moderate (Percentage)	Disagree (Percentage)	Strongly Disagree (Percentage)
44%	49%	6%	0%	0%

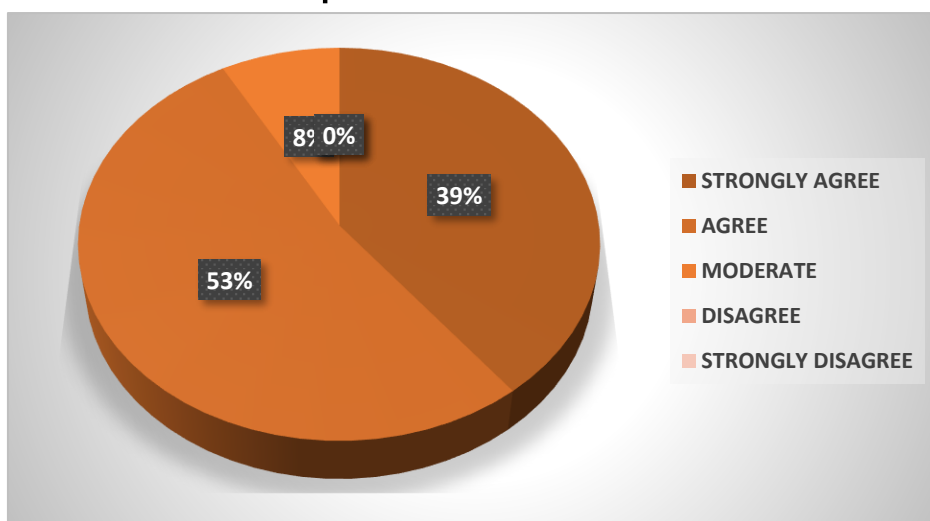
Diagrammatic representation of the college has a good teaching-learning environment as



4. Employers have perceived the college has an impressive infrastructure as follows

Strongly Agree (Percentage)	Agree (Percentage)	Moderate (Percentage)	Disagree (Percentage)	Strongly Disagree (Percentage)
39%	52%	8%	0%	0%

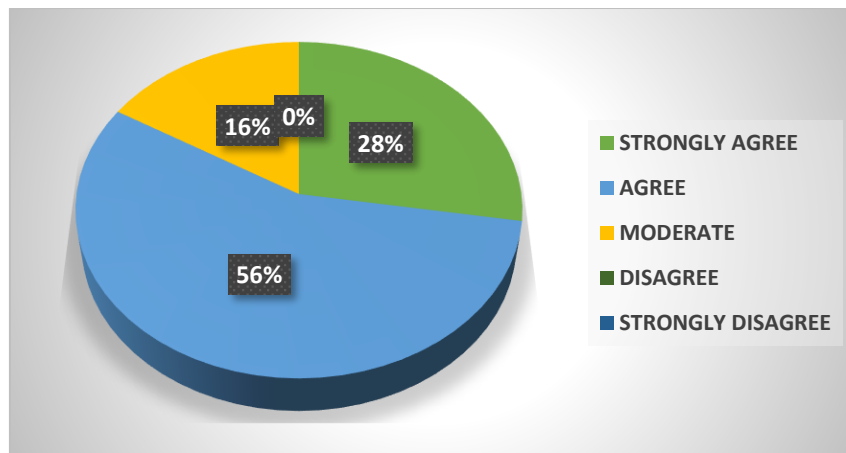
Diagrammatic representation of the Employers perception towards the college impressive infrastructure as



5. Employers have perceived the Fatimites are computer savvy as follows

Strongly Agree (Percentage)	Agree (Percentage)	Moderate (Percentage)	Disagree (Percentage)	Strongly Disagree (Percentage)
27%	55%	16%	0%	0%

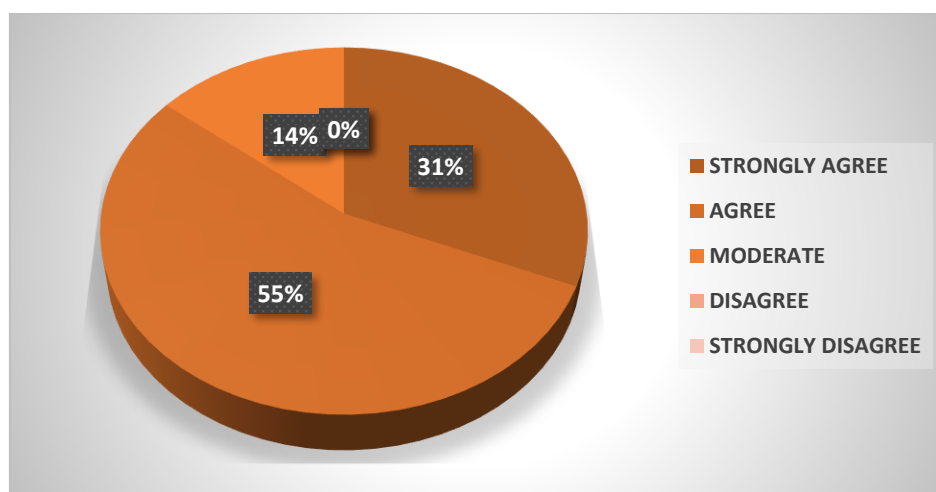
Diagrammatic representation of the Employers perception towards Fatimites computer savvy as



6. Employers have perceived the curriculum bridges the gap between the college and industry as follows

Strongly Agree (Percentage)	Agree (Percentage)	Moderate (Percentage)	Disagree (Percentage)	Strongly Disagree (Percentage)
31%	54%	14%	0%	0%

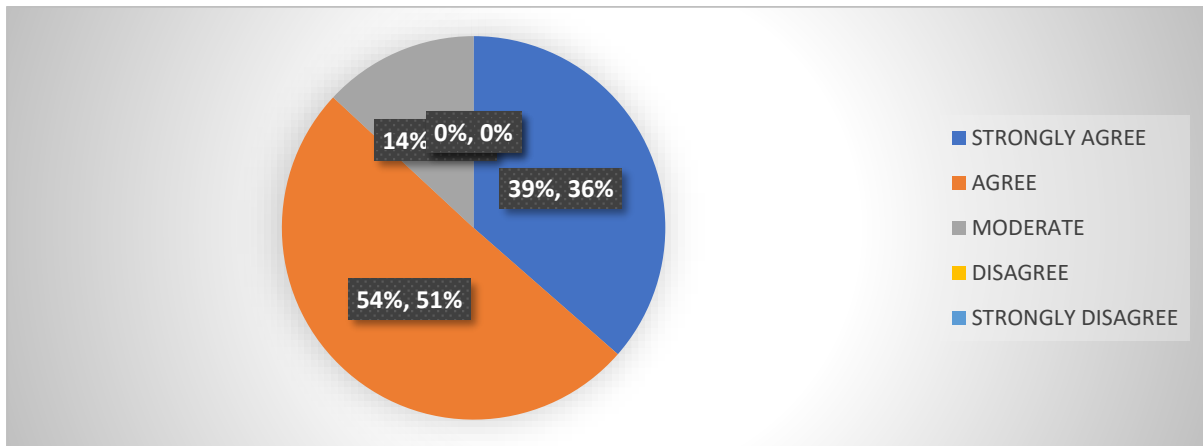
Diagrammatic representation of the Employers perception towards the curriculum bridges the gap between the college and industry as



7. Employers have perceived the Fatimites are competent, career oriented, and holistically developed as follows

Strongly Agree (Percentage)	Agree (Percentage)	Moderate (Percentage)	Disagree (Percentage)	Strongly Disagree (Percentage)
39%	54%	14%	0%	0%

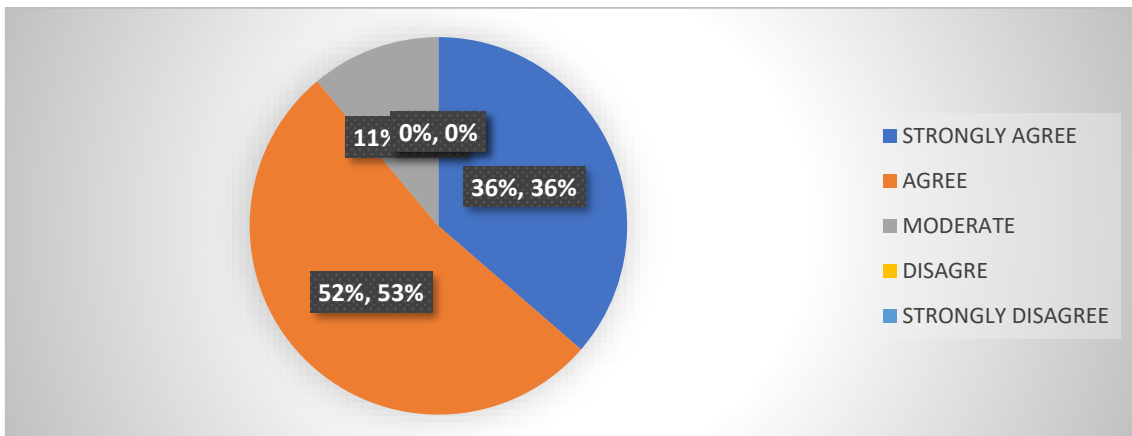
Diagrammatic representation of the Fatimites are competent, career oriented, and holistically Developed as



8. Employers have perceived that the students who come for placement have good communicative skills & general knowledge. as follows

Strongly Agree (Percentage)	Agree (Percentage)	Moderate (Percentage)	Disagree (Percentage)	Strongly Disagree (Percentage)
36%	52%	11%	0%	0%

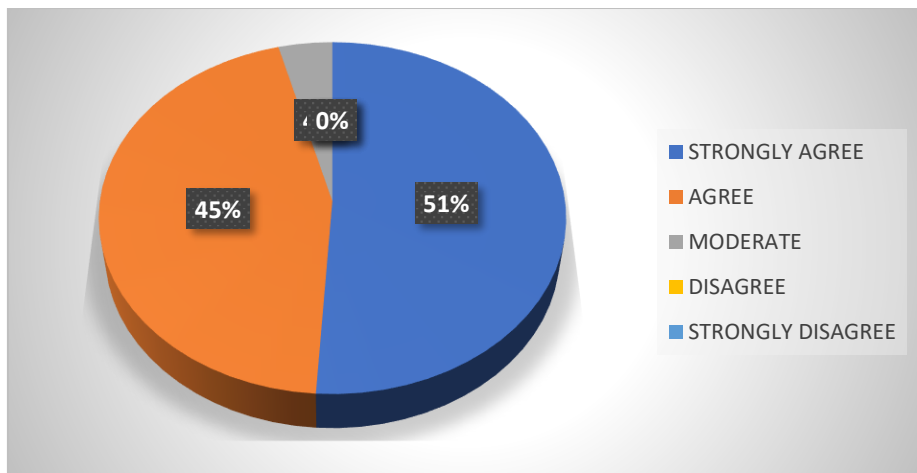
Diagrammatic representation of the Employers perception towards the students who come for placement have good communicative skills & general knowledge as



9. Employers have perceived the confidence level of the fatimites is high as follows

Strongly Agree (Percentage)	Agree (Percentage)	Moderate (Percentage)	Disagree (Percentage)	Strongly Disagree (Percentage)
50%	44%	4%	0%	0%

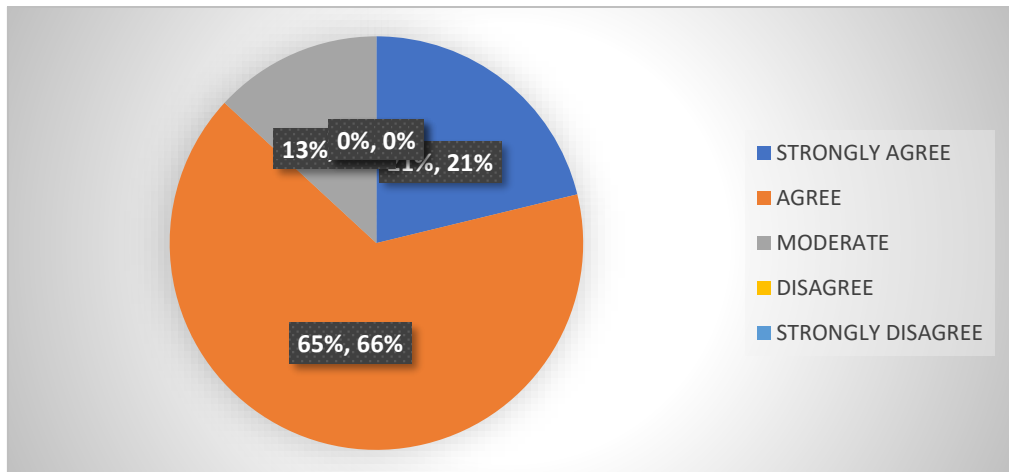
Diagrammatic representation of the Employers perception towards the confidence level of the fatimites is high as



10. Employers have perceived that the industry/institution is satisfied with the fatimites already placed with us as follows

Strongly Agree (Percentage)	Agree (Percentage)	Moderate (Percentage)	Disagree (Percentage)	Strongly Disagree (Percentage)
21%	65%	13%	0%	0%

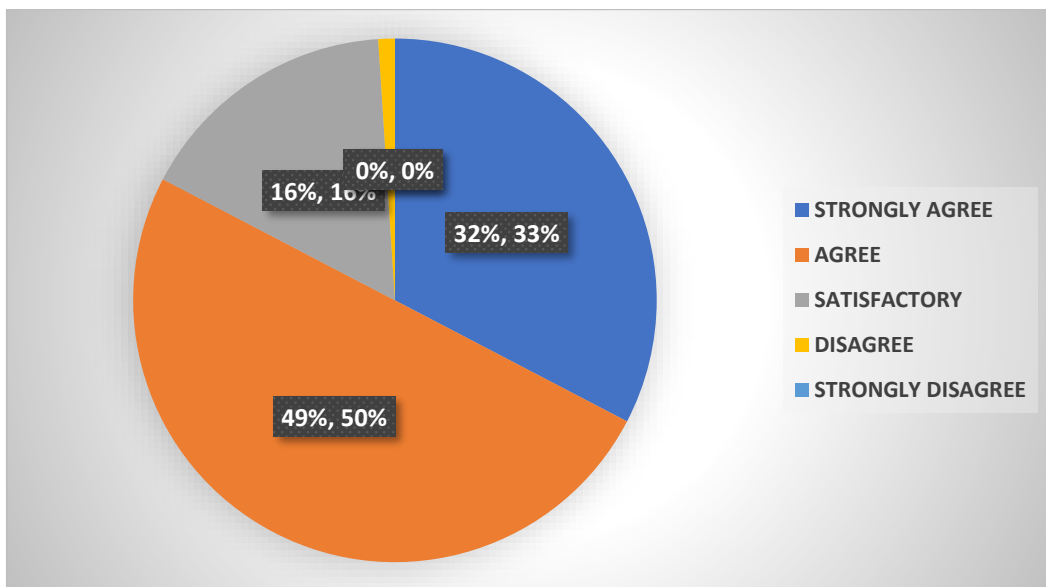
Diagrammatic representation of the Employers perception towards industry/institution is satisfied with the fatimites already placed with us as



11. Employers have perceived the college is known for its significant innovations that have created a positive impact on the society as follows.

Strongly Agree (Percentage)	Agree (Percentage)	Moderate (Percentage)	Disagree (Percentage)	Strongly Disagree (Percentage)
32%	49%	16%	1%	0%

Diagrammatic representation of the Employers perception towards the college is known for its significant innovations that have created a positive impact on the society as





FATIMA COLLEGE

(Autonomous)

Re-Accredited with 'A' Grade by NAAC (3rd Cycle)
94th Rank in India Ranking 2019 (NIRF) by MHRD
Mary Land, Madurai – 625 018.



ACTION TAKEN REPORT ON FEEDBACK COLLECTED FROM EMPLOYERS

S. No.	Observation / Analysis	Action taken
2020 - 2021	Employers are expecting more employability skills from the students.	For the final year students Interview skill training has been given.