



# FATIMA COLLEGE

(Autonomous)

Re-Accredited with 'A' Grade by NAAC (3<sup>rd</sup> Cycle)

College with Potential for Excellence (2004-2019)

Mary Land, Madurai - 625 018.

## FEEDBACK ANALYSIS - STUDENTS

2017 - 2018






Feedback on curriculum is a regular phenomenon in Fatima College as it aids in the quality sustenance and enrichment of the curriculum. The college updates the curriculum periodically by closely adhering to the policies and guidelines issued by the concerned regulatory authorities. It is in response to the rising demands in the field of Higher Education that the curriculum is regularly updated and it is aligned with the Choice Based Credit System - CBCS adopted by Fatima in 2001.

Besides catering to the needs of the students and the demands of the employers, frequent meetings are convened wherein the Management, Controllers of Examinations, the Deans of Curricular Affairs and the Heads of the Departments discuss Curriculum Based issues. Structured Feedback on individual courses and the syllabus of respective departments are collected semester wise from Students, Teachers, Employers and Alumnae. The collected feedback is analysed by each department. Based on the stakeholders' suggestions and recommendations, the curriculum is designed, revised and new skill-oriented courses are introduced from time to time in the Board of Studies.

The Draft Syllabus is revised in the Board of Studies and finalised. The suggestions of the University Nominees, the Subject Experts, Industrialists and Alumnae are incorporated and the Action Taken Report is presented in the next Board of studies. The curriculum is then

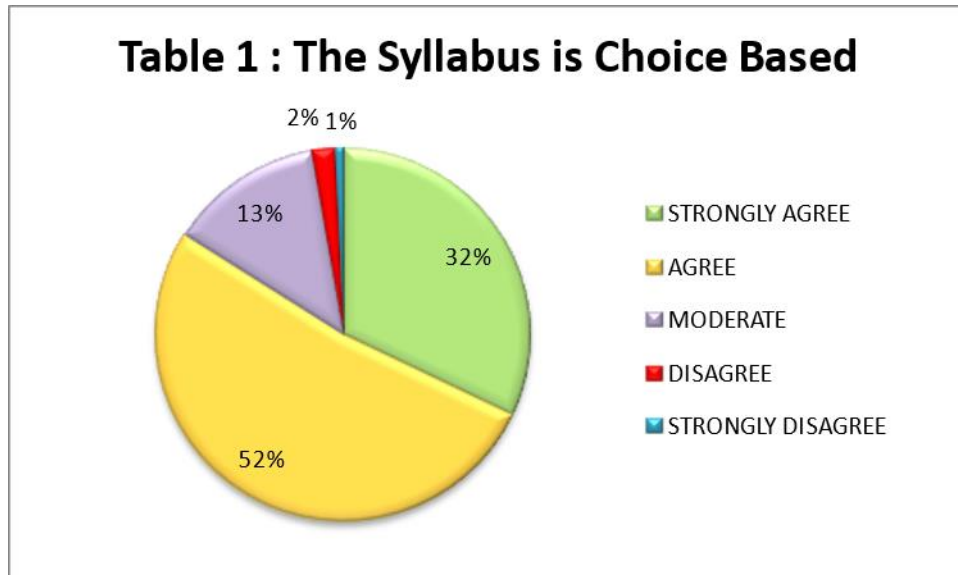
approved in the Academic Council and the Governing Body. The Suggestions brought forth by the distinguished members of the Academic Council and the Governing Body are realized and Action taken Report are presented and documented in the minutes of the Subsequent Academic Council and Governing Body.

Structured Feedback on individual courses and syllabus is obtained from the students and course teachers the end of each year; from the alumnae during the Annual Alumnae Meet and from the Industrialists and Employers during formal meetings. The stakeholders respond to Questionnaires with 15 questions on syllabus on the scales as stated herein:

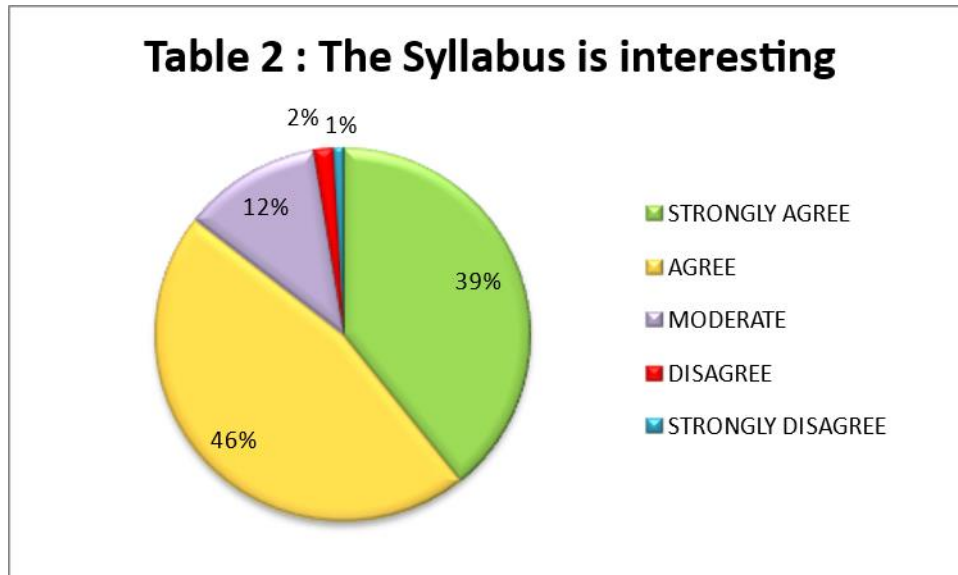
-  Strongly Agree - SA
-  Agree - A
-  Moderate - M
-  Disagree - D
-  Strongly Disagree - SD

**Total Number of Respondent: 4234**

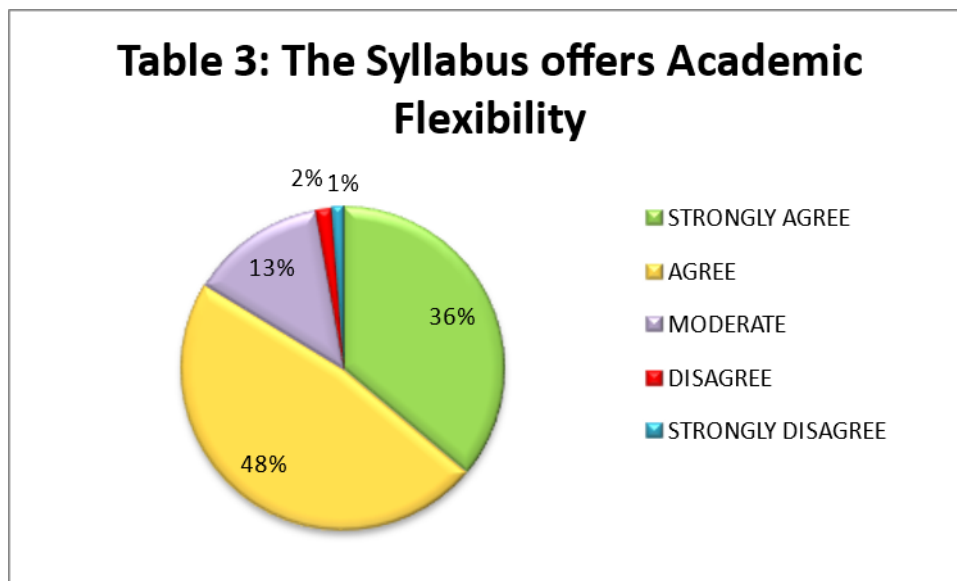
Table 1 : The Syllabus is Choice Based		
OPTIONS	RESPONSES	PERCENTAGE
STRONGLY AGREE	1359	32.1
AGREE	2196	51.86
MODERATE	567	13.4
DISAGREE	83	1.96
STRONGLY DISAGREE	29	0.68
<b>TOTAL</b>	<b>4234</b>	<b>100</b>



<b>Table 2 :The Syllabus is interesting</b>		
<b>OPTIONS</b>	<b>RESPONSES</b>	<b>PERCENTAGE</b>
<b>STRONGLY AGREE</b>	1662	39.25
<b>AGREE</b>	1961	46.32
<b>MODERATE</b>	505	11.93
<b>DISAGREE</b>	72	1.7
<b>STRONGLY DISAGREE</b>	34	0.8
<b>TOTAL</b>	<b>4234</b>	<b>100</b>



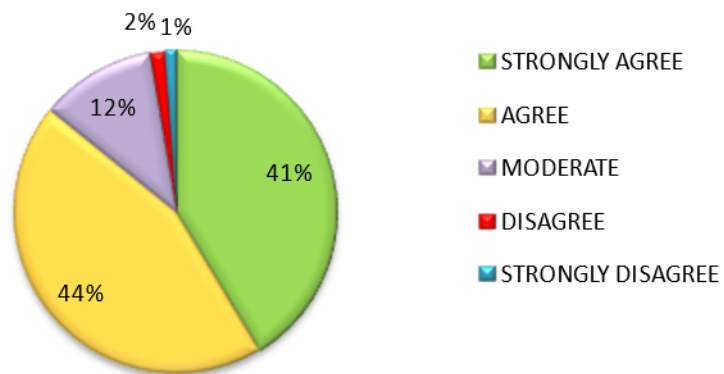
<b>Table 3 : The Syllabus offers Academic Flexibility</b>		
<b>OPTIONS</b>	<b>RESPONSES</b>	<b>PERCENTAGE</b>
<b>STRONGLY AGREE</b>	1528	36.1
<b>AGREE</b>	2017	47.64
<b>MODERATE</b>	574	13.55
<b>DISAGREE</b>	68	1.6
<b>STRONGLY DISAGREE</b>	47	1.11
<b>TOTAL</b>	<b>4234</b>	<b>100</b>



**Table 4 : The Syllabus includes all the Core Courses**

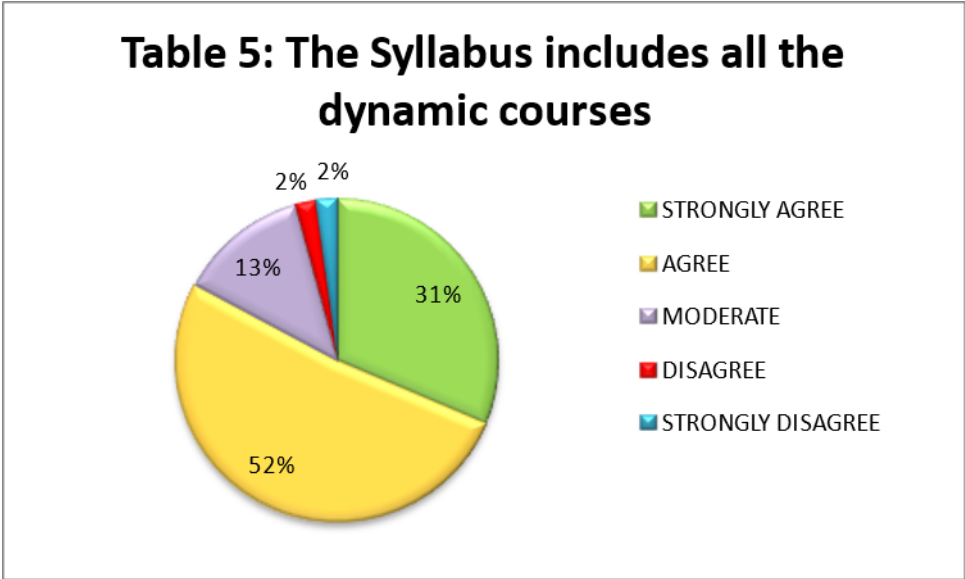
OPTIONS	RESPONSES	PERCENTAGE
STRONGLY AGREE	1751	41.35
AGREE	1884	44.5
MODERATE	488	11.5
DISAGREE	66	1.55
STRONGLY DISAGREE	45	1.1
TOTAL	4234	100

**Table 4 : The Syllabus includes all the Core Courses**

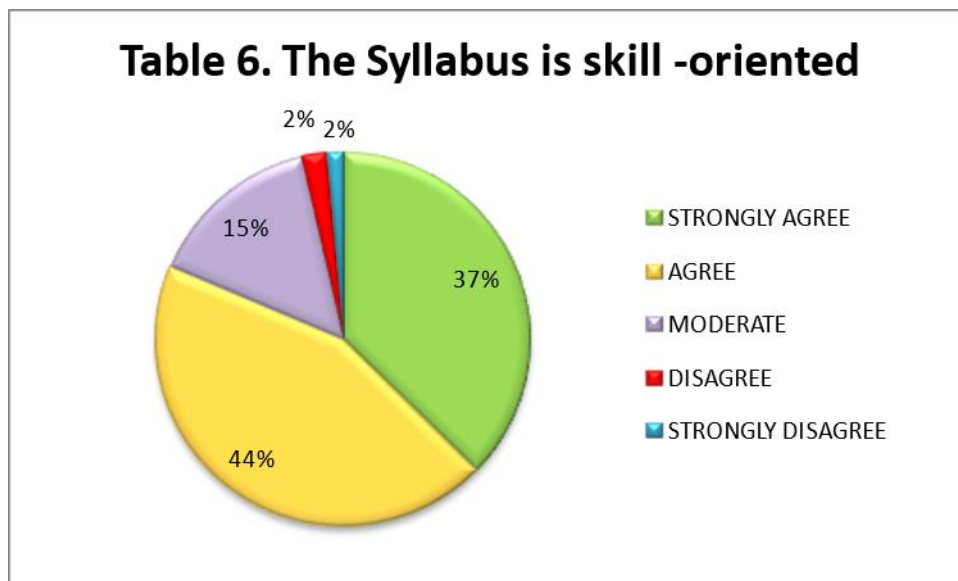


**Table 5: The Syllabus includes all the dynamic courses**

OPTIONS	RESPONSES	PERCENTAGE
<b>STRONGLY AGREE</b>	1329	31.4
<b>AGREE</b>	2176	51.4
<b>MODERATE</b>	551	13.01
<b>DISAGREE</b>	91	2.14
<b>STRONGLY DISAGREE</b>	87	2.05
<b>TOTAL</b>	<b>4234</b>	<b>100</b>



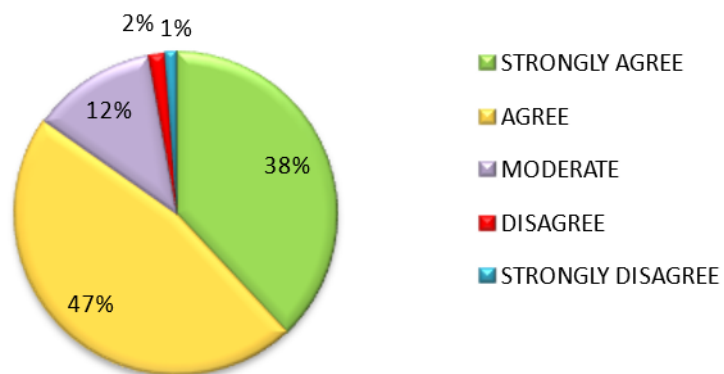
<b>Table 6. The Syllabus is skill-oriented</b>		
<b>OPTIONS</b>	<b>RESPONSES</b>	<b>PERCENTAGE</b>
<b>STRONGLY AGREE</b>	1581	37.34
<b>AGREE</b>	1864	44.02
<b>MODERATE</b>	641	15.14
<b>DISAGREE</b>	89	2.1
<b>STRONGLY DISAGREE</b>	59	1.4
<b>TOTAL</b>	<b>4234</b>	<b>100</b>



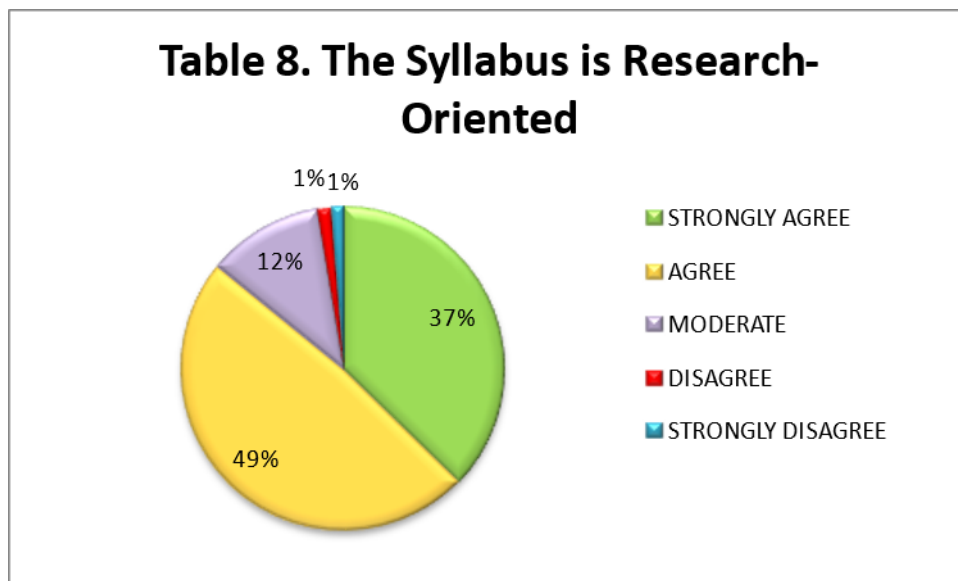


<b>Table 7. The Syllabus has scope for Employability /Entrepreneurship</b>		
<b>OPTIONS</b>	<b>RESPONSES</b>	<b>PERCENTAGE</b>
<b>STRONGLY AGREE</b>	1611	38.04
<b>AGREE</b>	1979	46.74
<b>MODERATE</b>	527	12.44
<b>DISAGREE</b>	71	1.7
<b>STRONGLY DISAGREE</b>	46	1.08
<b>TOTAL</b>	<b>4234</b>	<b>100</b>

**Table 7. The Syllabus has scope for Employability /Entrepreneurship**

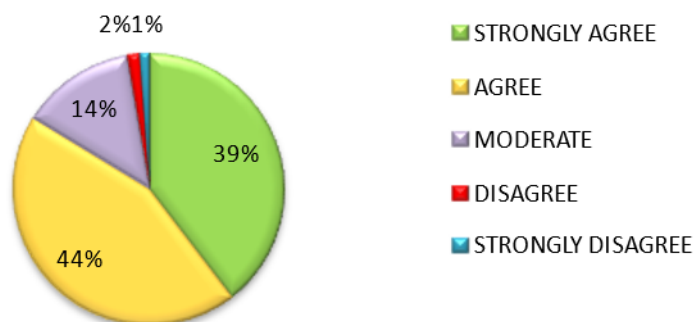


<b>Table 8. The Syllabus is Research-Oriented</b>		
<b>OPTIONS</b>	<b>RESPONSES</b>	<b>PERCENTAGE</b>
<b>STRONGLY AGREE</b>	1578	37.27
<b>AGREE</b>	2059	48.63
<b>MODERATE</b>	489	11.55
<b>DISAGREE</b>	57	1.35
<b>STRONGLY DISAGREE</b>	51	1.2
<b>TOTAL</b>	<b>4234</b>	<b>100</b>

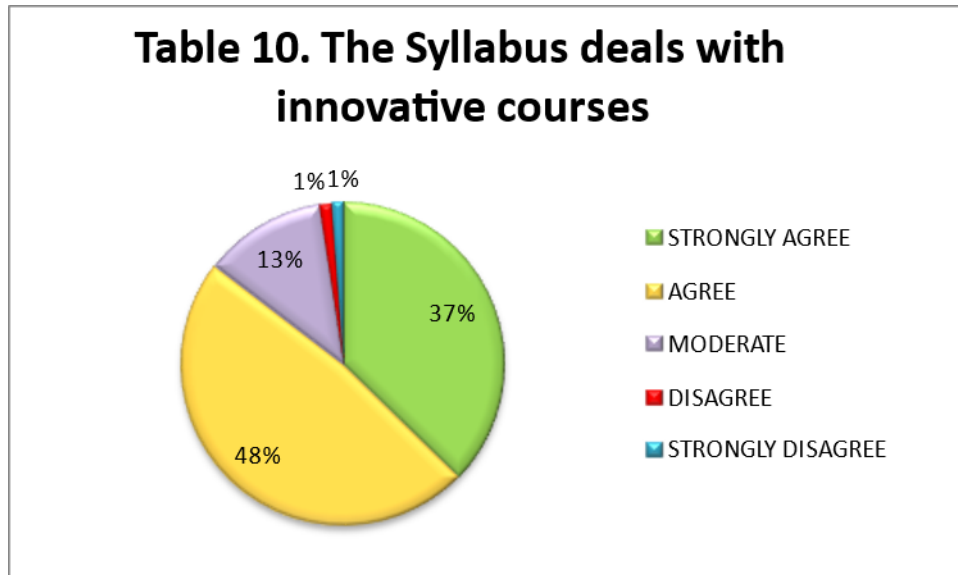


<b>Table 9: The Syllabus is relevant to the respective levels of Programmes</b>		
<b>OPTIONS</b>	<b>RESPONSES</b>	<b>PERCENTAGE</b>
<b>STRONGLY AGREE</b>	1675	39.6
<b>AGREE</b>	1871	44.17
<b>MODERATE</b>	576	13.6
<b>DISAGREE</b>	68	1.6
<b>STRONGLY DISAGREE</b>	44	1.03
<b>TOTAL</b>	<b>4234</b>	<b>100</b>

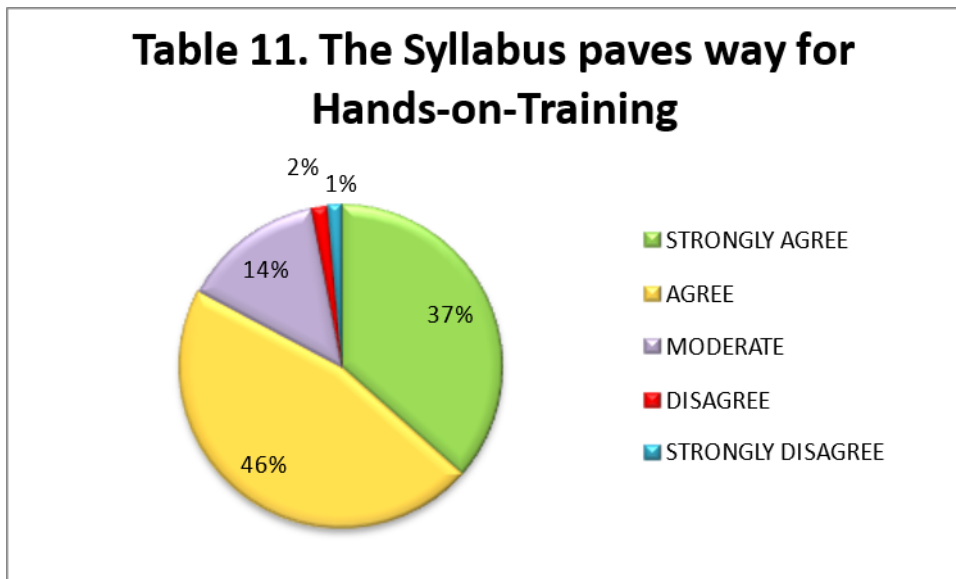
**Table 9. The Syllabus is relevant to the respective level of the Programmes**



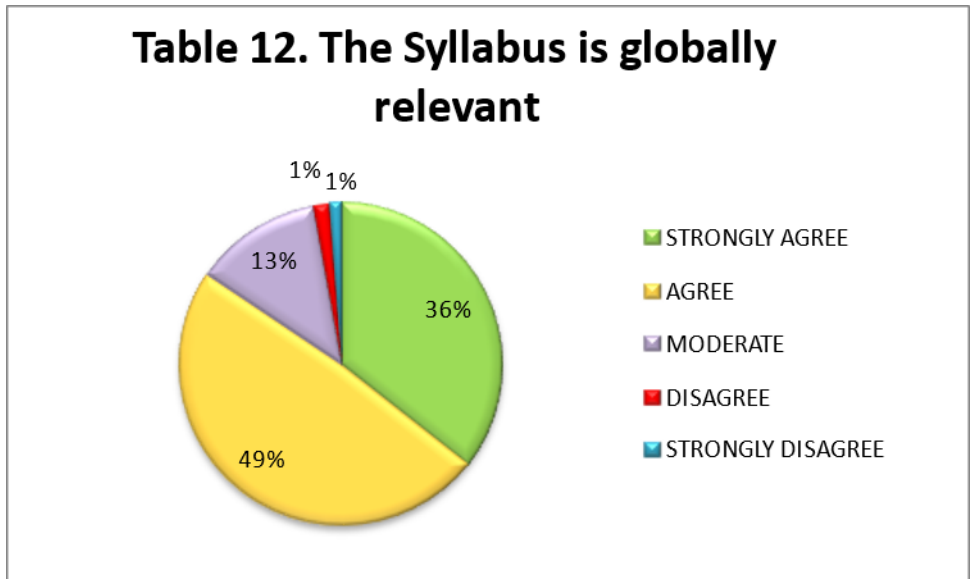
<b>Table 10. The Syllabus deals with innovative courses</b>		
<b>OPTIONS</b>	<b>RESPONSES</b>	<b>PERCENTAGE</b>
<b>STRONGLY AGREE</b>	1579	37.29
<b>AGREE</b>	2037	48.11
<b>MODERATE</b>	521	12.31
<b>DISAGREE</b>	53	1.25
<b>STRONGLY DISAGREE</b>	44	1.04
<b>TOTAL</b>	<b>4234</b>	<b>100</b>



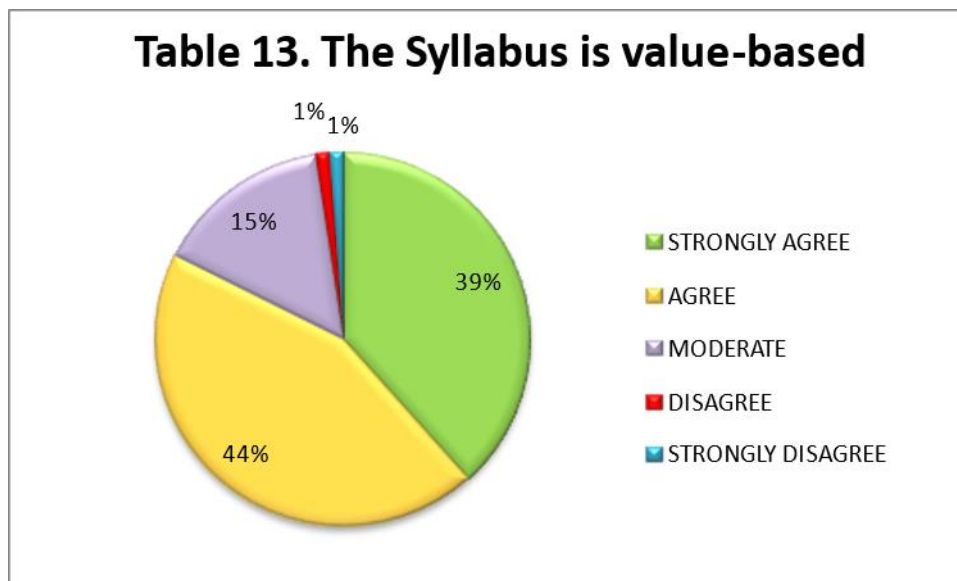
<b>Table 11. The Syllabus paves way for Hands-on-Training</b>		
<b>OPTIONS</b>	<b>RESPONSES</b>	<b>PERCENTAGE</b>
<b>STRONGLY AGREE</b>	1547	36.54
<b>AGREE</b>	1957	46.22
<b>MODERATE</b>	604	14.27
<b>DISAGREE</b>	69	1.63
<b>STRONGLY DISAGREE</b>	57	1.35
<b>TOTAL</b>	<b>4234</b>	<b>100</b>



<b>Table 12. The Syllabus is globally relevant</b>		
<b>OPTIONS</b>	<b>RESPONSES</b>	<b>PERCENTAGE</b>
<b>STRONGLY AGREE</b>	1508	35.62
<b>AGREE</b>	2068	48.84
<b>MODERATE</b>	541	12.78
<b>DISAGREE</b>	68	1.61
<b>STRONGLY DISAGREE</b>	49	1.16
<b>TOTAL</b>	<b>4234</b>	<b>100</b>



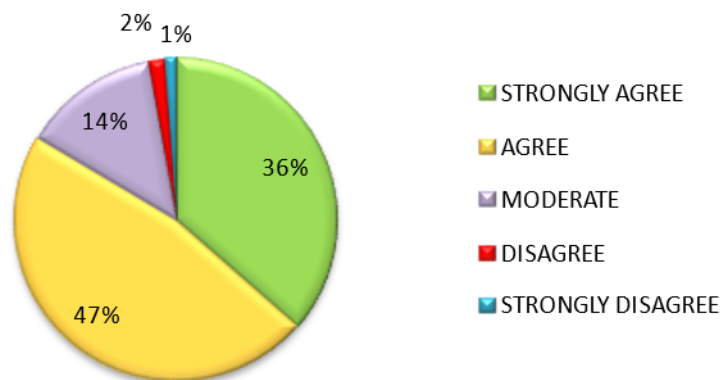
<b>Table 13. The Syllabus is value-based</b>		
<b>OPTIONS</b>	<b>RESPONSES</b>	<b>PERCENTAGE</b>
<b>STRONGLY AGREE</b>	1624	38.36
<b>AGREE</b>	1865	44.05
<b>MODERATE</b>	647	15.28
<b>DISAGREE</b>	51	1.20
<b>STRONGLY DISAGREE</b>	47	1.11
<b>TOTAL</b>	<b>4234</b>	<b>100</b>



**Table 14. The Syllabus in stills social responsibility**

OPTIONS	RESPONSES	PERCENTAGE
STRONGLY AGREE	1542	36.42
AGREE	1995	47.12
MODERATE	581	13.72
DISAGREE	71	1.68
STRONGLY DISAGREE	45	1.06
<b>TOTAL</b>	<b>4234</b>	<b>100</b>

**Table 14. The Syllabus instills social responsibility**





<b>Table 15. The Syllabus promotes life long learning</b>		
<b>OPTIONS</b>	<b>RESPONSES</b>	<b>PERCENTAGE</b>
<b>STRONGLY AGREE</b>	1627	38.43
<b>AGREE</b>	2005	47.35
<b>MODERATE</b>	506	11.95
<b>DISAGREE</b>	49	1.16
<b>STRONGLY DISAGREE</b>	47	1.11
<b>TOTAL</b>	<b>4234</b>	<b>100</b>

