



FATIMA COLLEGE

(Autonomous)

Re-Accredited with 'A' Grade by NAAC (3rd Cycle)

College with Potential for Excellence (2004-2019)

Mary Land, Madurai - 625 018.

FEEDBACK ANALYSIS - ALUMNAE

2016 - 2017






Feedback on curriculum is a regular phenomenon in Fatima College as it aids in the quality sustenance and enrichment of the curriculum. The college updates the curriculum periodically by closely adhering to the policies and guidelines issued by the concerned regulatory authorities. It is in response to the rising demands in the field of Higher Education that the curriculum is regularly updated and it is aligned with the Choice Based Credit System - CBCS adopted by Fatima in 2001.

Besides catering to the needs of the students and the demands of the employers, frequent meetings are convened wherein the Management, Controllers of Examinations, the Deans of Curricular Affairs and the Heads of the Departments discuss Curriculum Based issues. Structured Feedback on individual courses and the syllabus of respective departments are collected semester wise from Students, Teachers, Employers and Alumnae. The collected feedback is analysed by each department. Based on the stakeholders' suggestions and recommendations, the curriculum is designed, revised and new skill-oriented courses are introduced from time to time in the Board of Studies.

The Draft Syllabus is revised in the Board of Studies and finalised. The suggestions of the University Nominees, the Subject Experts, Industrialists and Alumnae are incorporated and the Action Taken Report is presented in the next Board of studies. The curriculum is then

approved in the Academic Council and the Governing Body. The Suggestions brought forth by the distinguished members of the Academic Council and the Governing Body are realized and Action taken Report are presented and documented in the minutes of the Subsequent Academic Council and Governing Body.

Structured Feedback on individual courses and syllabus is obtained from the students and course teachers the end of each year; from the alumnae during the Annual Alumnae Meet and from the Industrialists and Employers during formal meetings. The stakeholders respond to Questionnaires with 15 questions on syllabus on the scales as stated herein:

-  Strongly Agree - SA
-  Agree - A
-  Moderate - M
-  Disagree - D
-  Strongly Disagree - SD

Total Number of Respondents -239 – ALUMNAE

ALUMNAE - RESPONDENTS 239

Table 1 : The Syllabus is Choice Based		
OPTIONS	RESPONSES	PERCENTAGE
STRONGLY AGREE	75	31.38
AGREE	135	56.49
MODERATE	15	6.28
DISAGREE	12	5.02
STRONGLY DISAGREE	2	0.84
TOTAL	239	100

Table 1 : The Syllabus is Choice Based

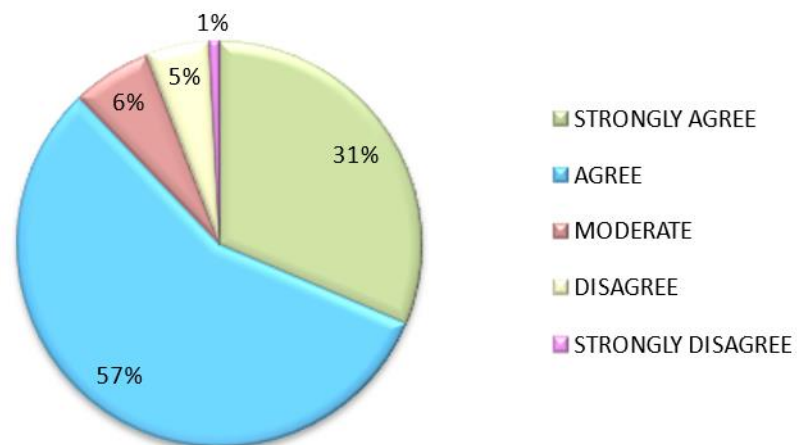


Table 2 : The Syllabus is interesting		
OPTIONS	RESPONSES	PERCENTAGE
STRONGLY AGREE	73	30.54
AGREE	132	55.23
MODERATE	25	10.46
DISAGREE	7	2.93
STRONGLY DISAGREE	2	0.84
TOTAL	239	100

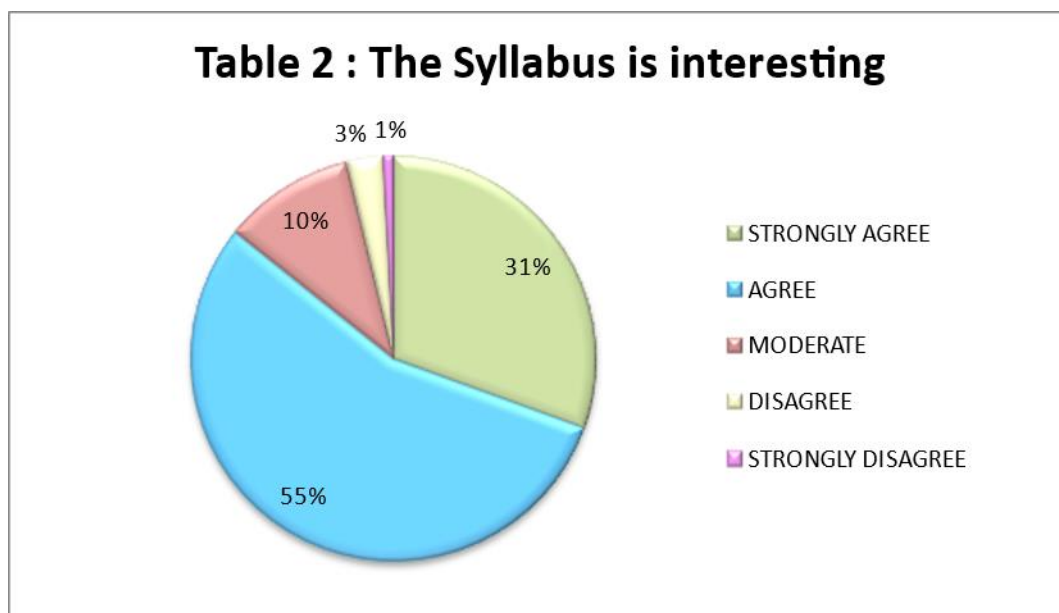


Table 3 : The Syllabus offers Academic Flexibility		
OPTIONS	RESPONSES	PERCENTAGE
STRONGLY AGREE	58	24.27
AGREE	140	58.58
MODERATE	30	12.55
DISAGREE	9	3.77
STRONGLY DISAGREE	2	0.84
TOTAL	239	100

Table 3 : The Syllabus offers Academic Flexibility

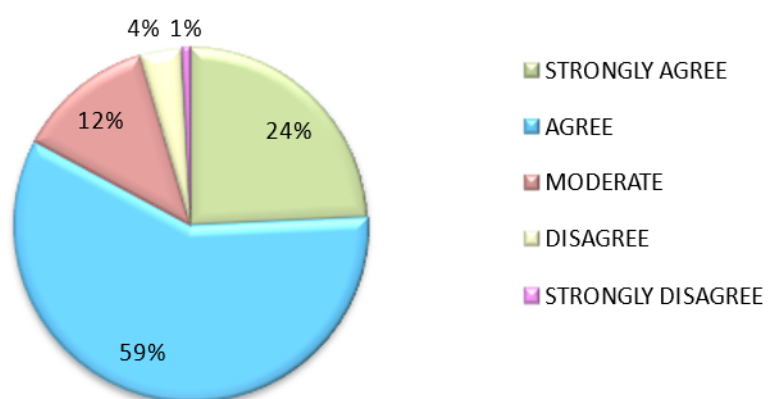


Table 4: The Syllabus includes all the Core Courses		
OPTIONS	RESPONSES	PERCENTAGE
STRONGLY AGREE	67	28.03
AGREE	145	60.67
MODERATE	20	8.37
DISAGREE	5	2.09
STRONGLY DISAGREE	2	0.84
TOTAL	239	100

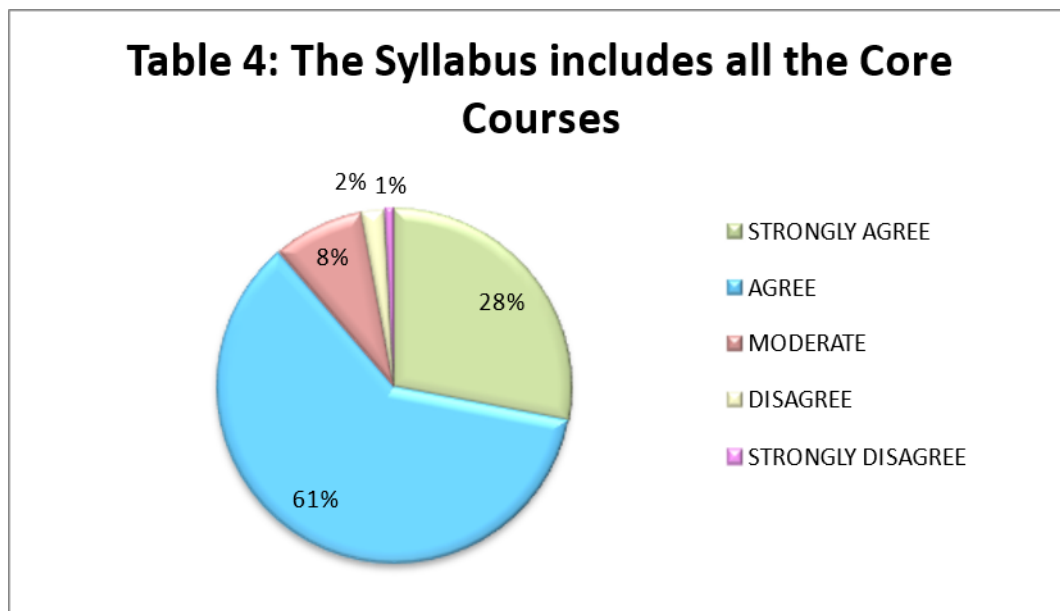


Table 5: The Syllabus includes all the dynamic courses

OPTIONS	RESPONSES	PERCENTAGE
STRONGLY AGREE	57	23.85
AGREE	163	68.20
MODERATE	13	5.44
DISAGREE	4	1.67
STRONGLY DISAGREE	2	0.84
TOTAL	239	100

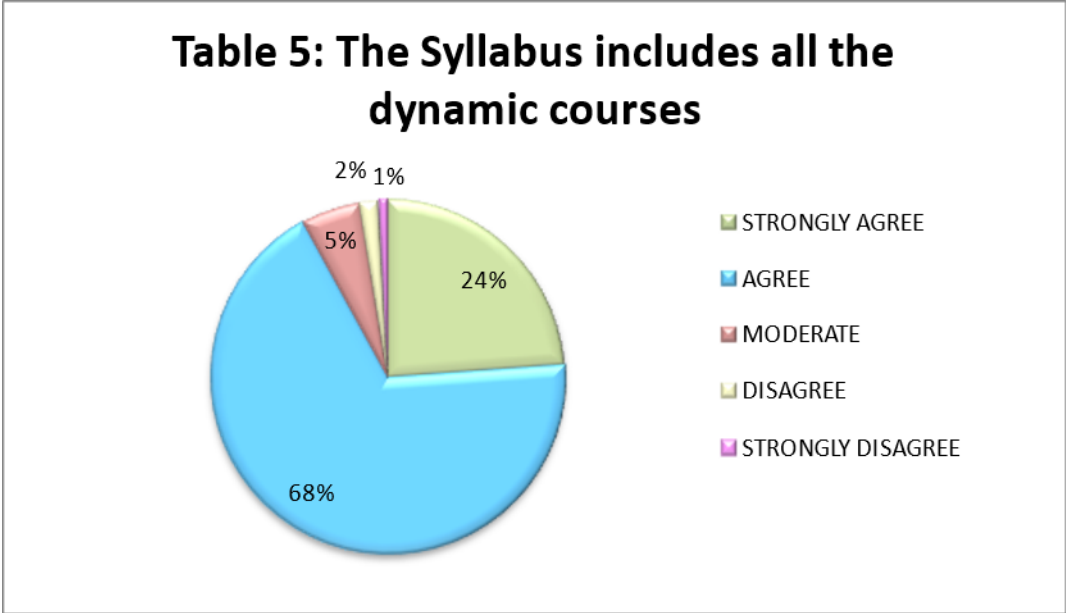


Table 6: The Syllabus is skill-oriented		
OPTIONS	RESPONSES	PERCENTAGE
STRONGLY AGREE	58	24.27
AGREE	155	64.85
MODERATE	20	8.37
DISAGREE	4	1.67
STRONGLY DISAGREE	2	0.84
TOTAL	239	100

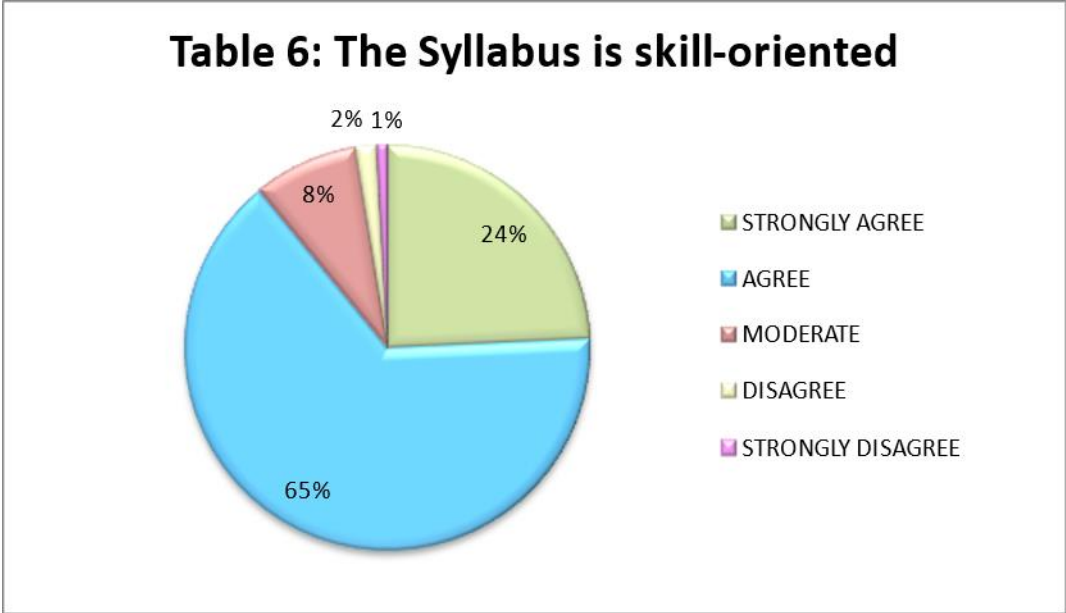


Table 7: The Syllabus has scope for Employability /Entrepreneurship		
OPTIONS	RESPONSES	PERCENTAGE
STRONGLY AGREE	64	26.78
AGREE	154	64.44
MODERATE	13	5.44
DISAGREE	6	2.51
STRONGLY DISAGREE	2	0.84
TOTAL	239	100

Table 7: The Syllabus has scope for Employability /Entrepreneurship

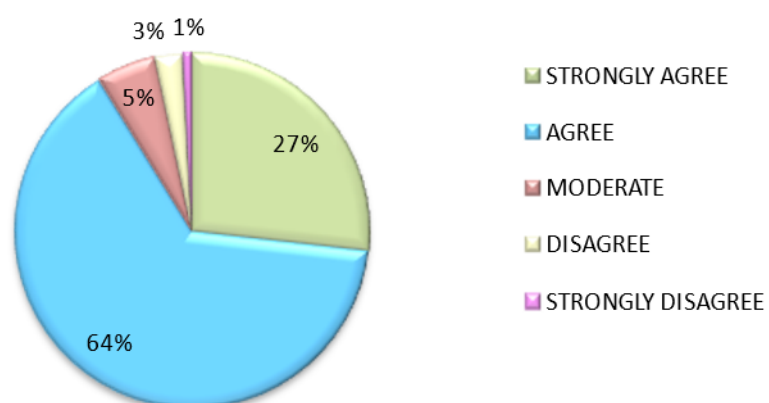


Table 8: The Syllabus is Research-Oriented		
OPTIONS	RESPONSES	PERCENTAGE
STRONGLY AGREE	80	33.47
AGREE	135	56.49
MODERATE	18	7.53
DISAGREE	4	1.67
STRONGLY DISAGREE	2	0.84
TOTAL	239	100

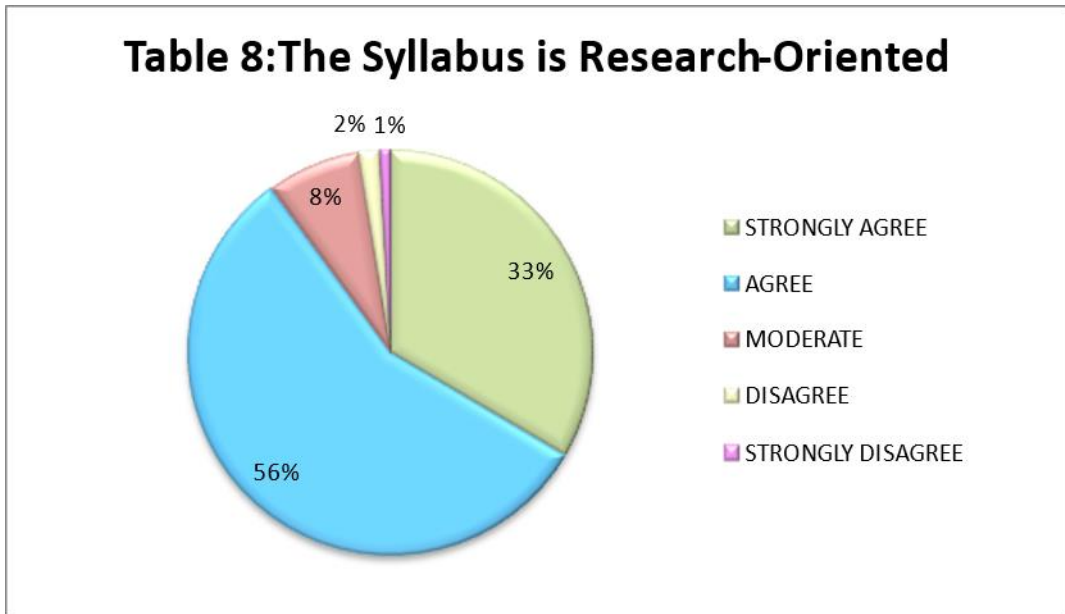


Table 9: The Syllabus is relevant to the respective levels of Programmes		
OPTIONS	RESPONSES	PERCENTAGE
STRONGLY AGREE	65	27.20
AGREE	160	66.95
MODERATE	11	4.60
DISAGREE	2	0.84
STRONGLY DISAGREE	1	0.42
TOTAL	239	100

Table 9: The Syllabus is relevant to the respective levels of Programmes

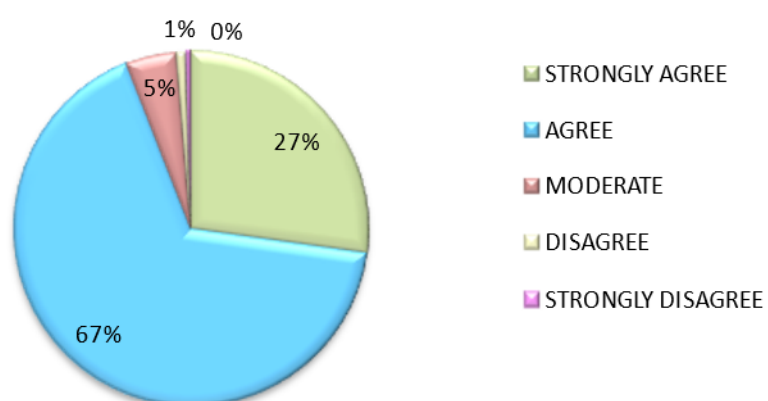


Table 10: The Syllabus deals with innovative courses		
OPTIONS	RESPONSES	PERCENTAGE
STRONGLY AGREE	85	35.56
AGREE	131	54.81
MODERATE	16	6.69
DISAGREE	5	2.09
STRONGLY DISAGREE	2	0.84
TOTAL	239	100

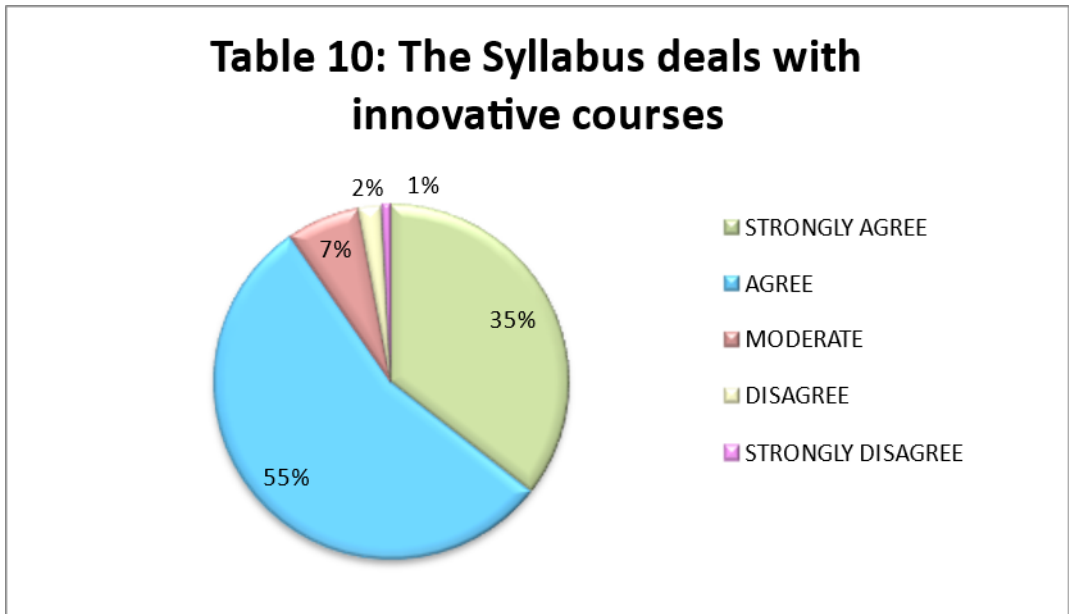


Table 11: The Syllabus paves way for Hands-on-Training

OPTIONS	RESPONSES	PERCENTAGE
STRONGLY AGREE	65	27.20
AGREE	146	61.09
MODERATE	22	9.21
DISAGREE	4	1.67
STRONGLY DISAGREE	2	0.84
TOTAL	239	100

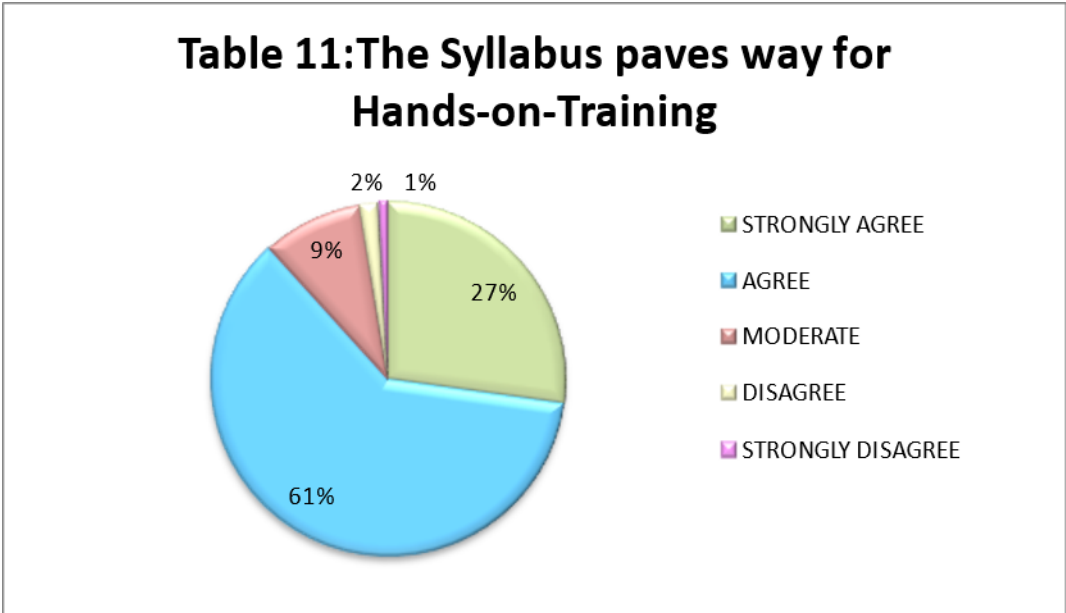


Table 12: The Syllabus is globally relevant		
OPTIONS	RESPONSES	PERCENTAGE
STRONGLY AGREE	51	21.34
AGREE	151	63.18
MODERATE	29	12.13
DISAGREE	7	2.93
STRONGLY DISAGREE	1	0.42
TOTAL	239	100

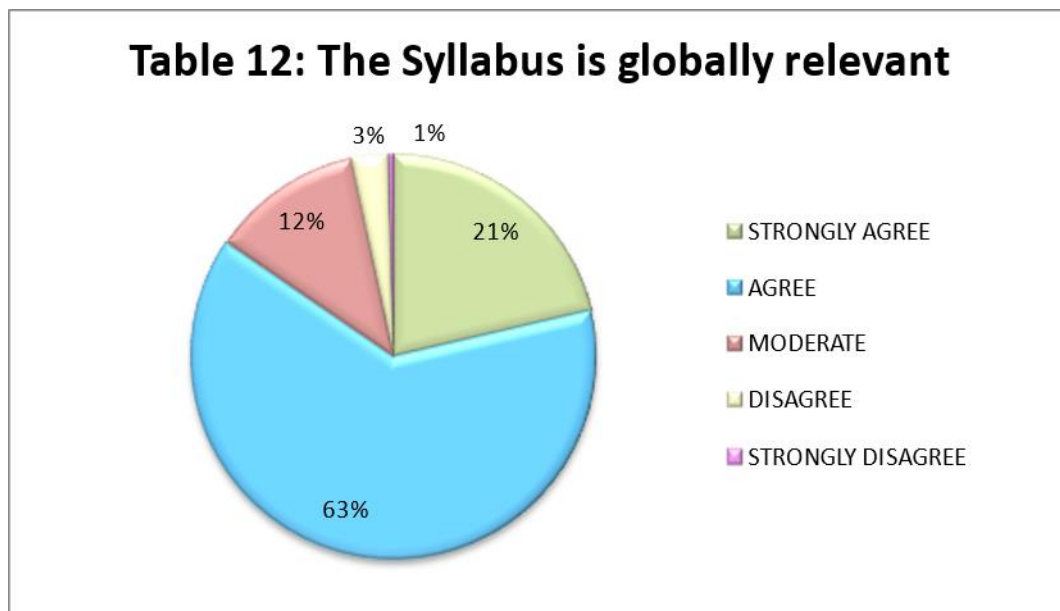


Table 13: The Syllabus is value-based		
OPTIONS	RESPONSES	PERCENTAGE
STRONGLY AGREE	71	29.71
AGREE	146	61.09
MODERATE	16	6.69
DISAGREE	4	1.67
STRONGLY DISAGREE	2	0.84
TOTAL	239	100

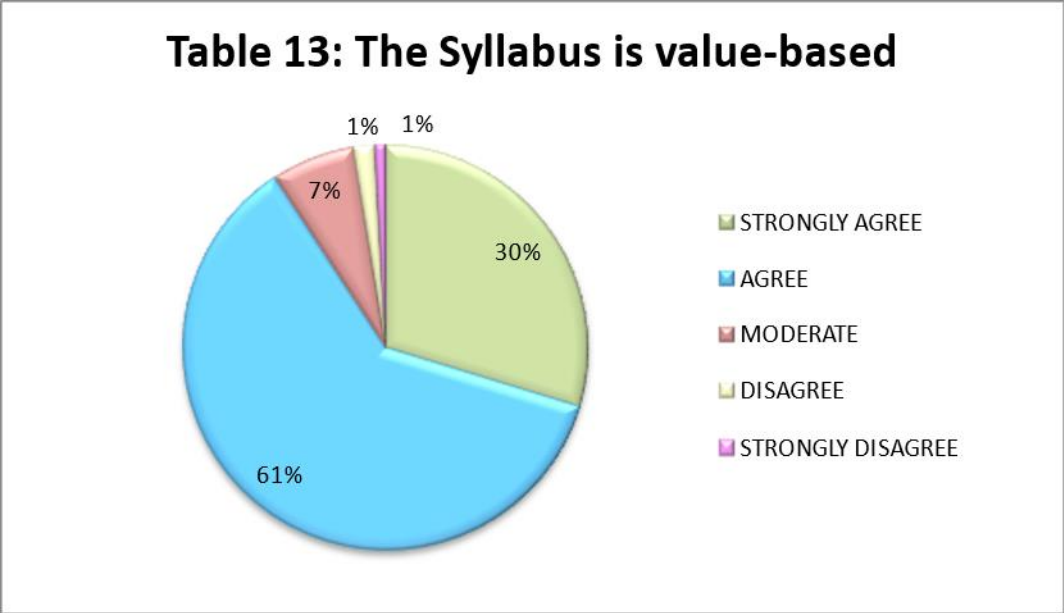


Table 14: The Syllabus in stills social responsibility		
OPTIONS	RESPONSES	PERCENTAGE
STRONGLY AGREE	69	28.87
AGREE	154	64.44
MODERATE	10	4.18
DISAGREE	5	2.09
STRONGLY DISAGREE	1	0.42
TOTAL	239	100

Table 14: The Syllabus instills social responsibility

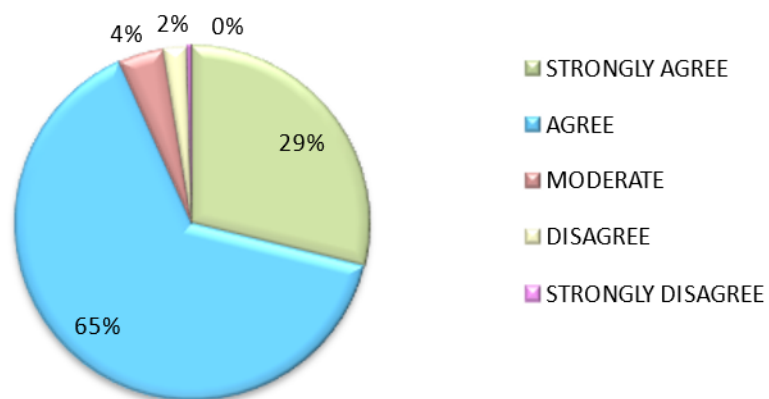


Table 15: The Syllabus promotes life long learning		
OPTIONS	RESPONSES	PERCENTAGE
STRONGLY AGREE	73	30.54
AGREE	149	62.34
MODERATE	11	4.60
DISAGREE	4	1.67
STRONGLY DISAGREE	2	0.84
TOTAL	239	100

Table 15: The Syllabus promotes life long learning

