



# FATIMA COLLEGE

(Autonomous)

Re-Accredited with 'A' Grade by NAAC (3<sup>rd</sup> Cycle)

College with Potential for Excellence (2004-2019)

Mary Land, Madurai - 625 018.

## FEEDBACK ANALYSIS - STUDENTS

2019 - 2020

Feedback on curriculum is a regular phenomenon in Fatima College as it aids in the quality sustenance and enrichment of the curriculum. The college updates the curriculum periodically by closely adhering to the policies and guidelines issued by the concerned regulatory authorities. It is in response to the rising demands of UGC that a zero – based revamping of the curriculum has been done by introducing (Outcome Based Education OBE) in 2019.

Besides catering to the needs of the students and the demands of the employers, frequent meetings are convened wherein the Management, Controllers of Examinations, the Deans of Curricular Affairs and the Heads of the Departments discuss Curriculum Based issues. Structured Feedback on individual courses and the syllabus of respective departments are collected semester wise from Students, Teachers, Employers and Alumnae. The collected feedback is analysed by each department. Based on the stakeholders' suggestions and recommendations, the curriculum is designed, revised and new skill-oriented courses are introduced from time to time in the Board of Studies.

The Draft Syllabus is revised in the Board of Studies and finalised. The suggestions of the University Nominees, the Subject Experts, Industrialists and Alumnae are incorporated and the Action Taken Report is presented in the next Board of studies. The curriculum is then

approved in the Academic Council and the Governing Body. The Suggestions brought forth by the distinguished members of the Academic Council and the Governing Body are realized and Action taken Report are presented and documented in the minutes of the Subsequent Academic Council and Governing Body.

Structured Feedback on individual courses and syllabus is obtained from the students and course teachers the end of each year; from the alumnae during the Annual Alumnae Meet and from the Industrialists and Employers during formal meetings. The stakeholders respond to Questionnaires with 15 questions on syllabus on the scales as stated herein:

 Strongly Agree - SA

 Agree - A

 Moderate - M

 Disagree - D

 Strongly Disagree - SD

**Total Number of Respondent: 4093**

Table 1 : The Syllabus is Choice Based		
OPTIONS	RESPONSES	PERCENTAGE
STRONGLY AGREE	1326	32.4
AGREE	2155	52.65
MODERATE	517	12.63
DISAGREE	72	1.76
STRONGLY DISAGREE	23	0.56
<b>TOTAL</b>	<b>4093</b>	<b>100</b>

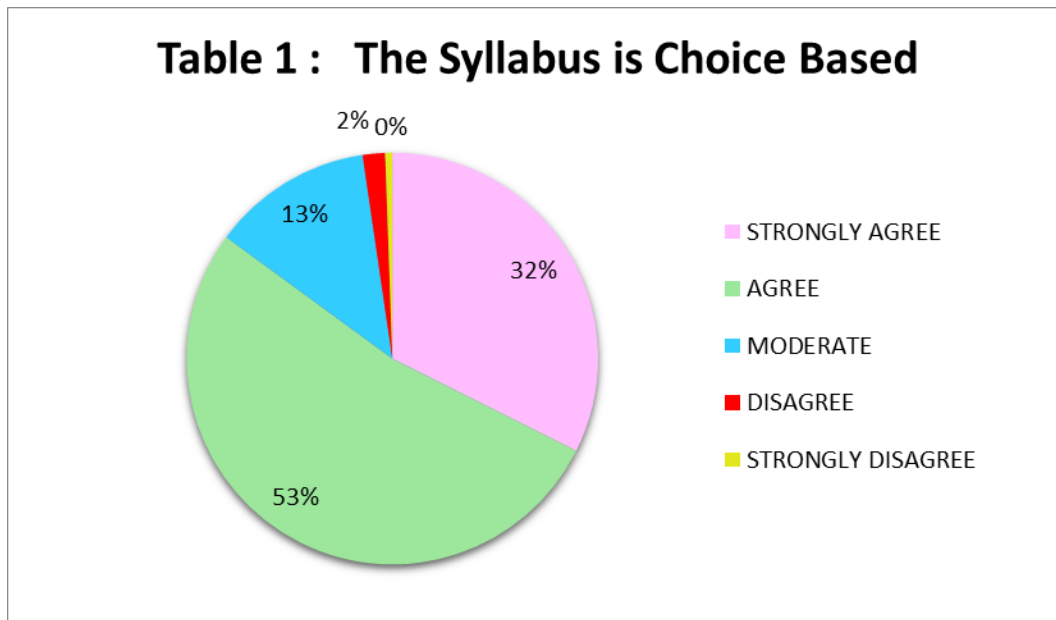
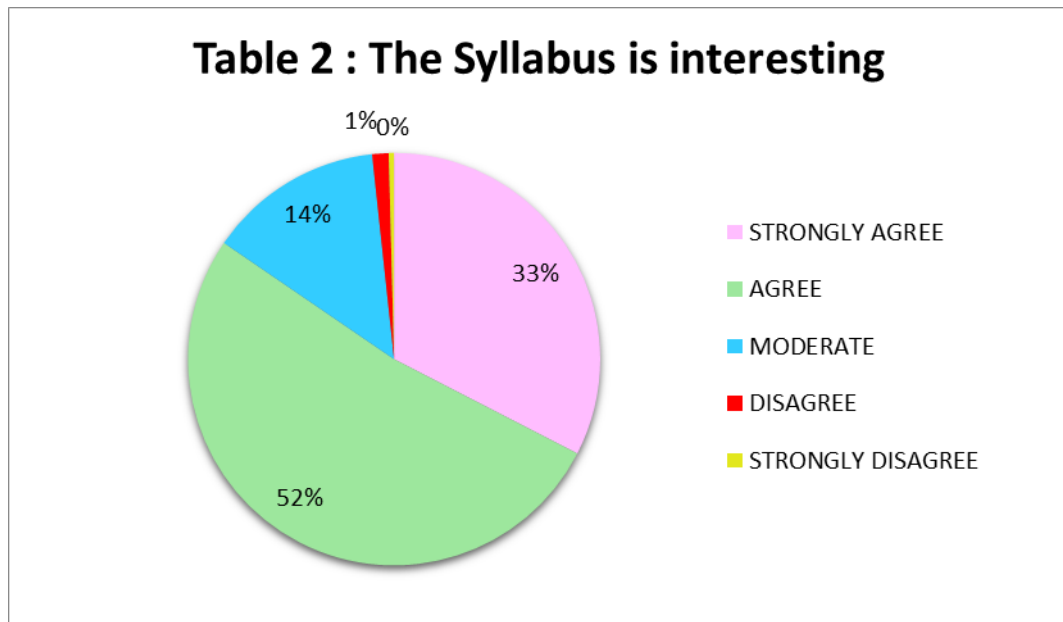
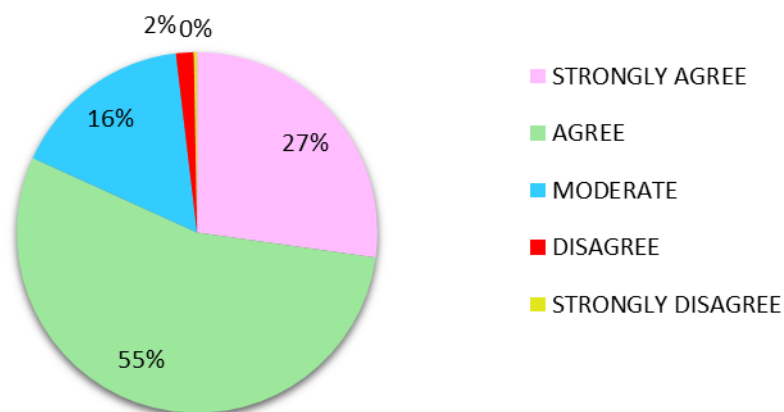


Table 2 : The Syllabus is interesting		
OPTIONS	RESPONSES	PERCENTAGE
STRONGLY AGREE	1333	32.57
AGREE	2127	51.97
MODERATE	563	13.75
DISAGREE	53	1.3
STRONGLY DISAGREE	17	0.41
<b>TOTAL</b>	<b>4093</b>	<b>100</b>



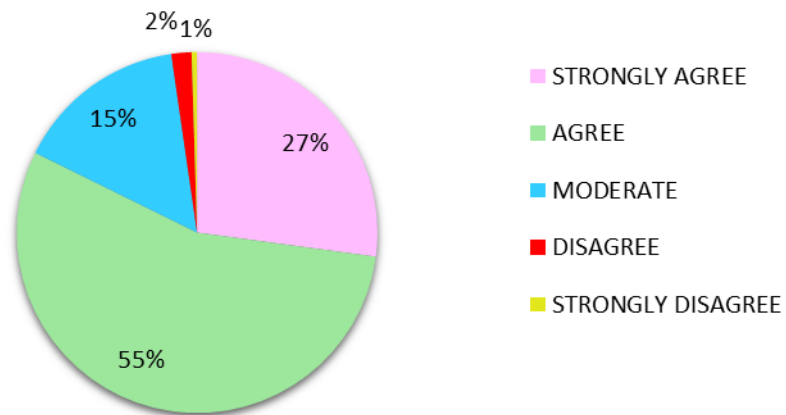
<b>Table 3 : The Syllabus offers Academic Flexibility</b>		
<b>OPTIONS</b>	<b>RESPONSES</b>	<b>PERCENTAGE</b>
<b>STRONGLY AGREE</b>	1114	27.22
<b>AGREE</b>	2233	54.56
<b>MODERATE</b>	669	16.34
<b>DISAGREE</b>	65	1.59
<b>STRONGLY DISAGREE</b>	12	0.29
<b>TOTAL</b>	<b>4093</b>	<b>100</b>

**Table 3 : The Syllabus offers Academic Flexibility**

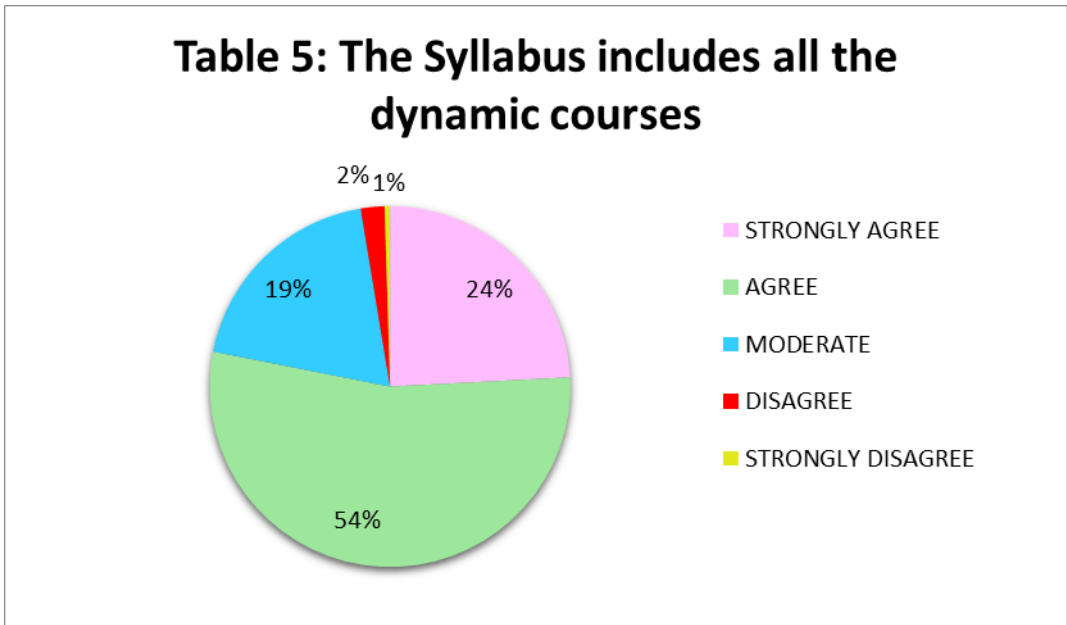


<b>Table 4: The Syllabus includes all the Core Courses</b>		
<b>OPTIONS</b>	<b>RESPONSES</b>	<b>PERCENTAGE</b>
<b>STRONGLY AGREE</b>	1111	27.14
<b>AGREE</b>	2257	55.14
<b>MODERATE</b>	631	15.42
<b>DISAGREE</b>	74	1.81
<b>STRONGLY DISAGREE</b>	20	0.49
<b>TOTAL</b>	<b>4093</b>	<b>100</b>

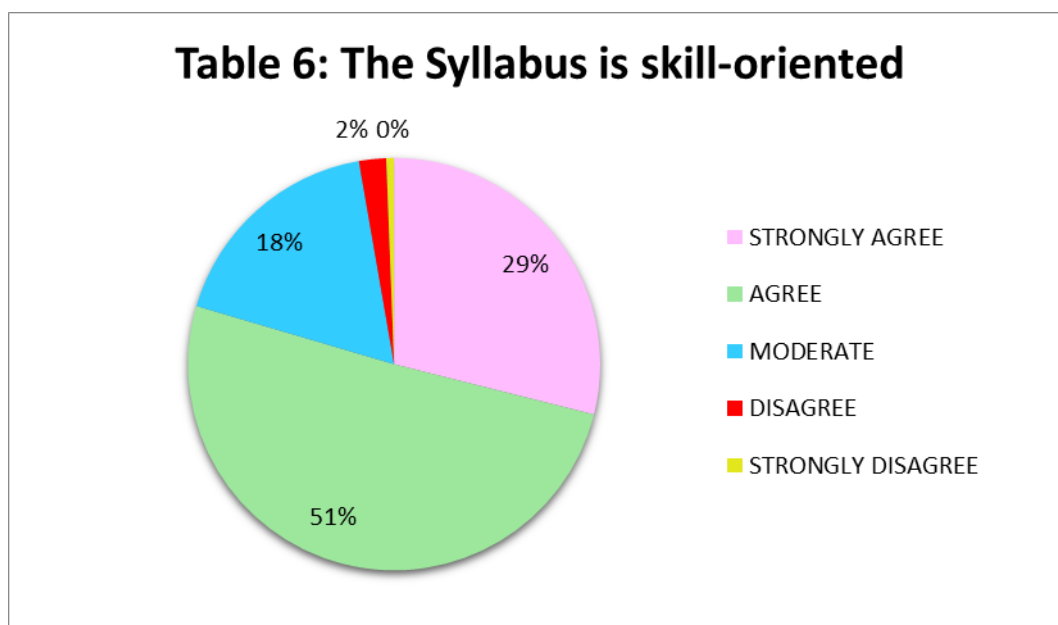
**Table 4: The Syllabus includes all the Core Courses**



<b>Table 5: The Syllabus includes all the dynamic courses</b>		
<b>OPTIONS</b>	<b>RESPONSES</b>	<b>PERCENTAGE</b>
<b>STRONGLY AGREE</b>	990	24.18
<b>AGREE</b>	2207	53.92
<b>MODERATE</b>	789	19.28
<b>DISAGREE</b>	87	2.13
<b>STRONGLY DISAGREE</b>	20	0.49
<b>TOTAL</b>	<b>4093</b>	<b>100</b>



<b>Table 6: The Syllabus is skill-oriented</b>		
<b>OPTIONS</b>	<b>RESPONSES</b>	<b>PERCENTAGE</b>
<b>STRONGLY AGREE</b>	1184	28.93
<b>AGREE</b>	2072	50.62
<b>MODERATE</b>	725	17.71
<b>DISAGREE</b>	87	2.13
<b>STRONGLY DISAGREE</b>	25	0.61
<b>TOTAL</b>	<b>4093</b>	<b>100</b>





<b>Table 7: The Syllabus has scope for Employability /Entrepreneurship</b>		
<b>OPTIONS</b>	<b>RESPONSES</b>	<b>PERCENTAGE</b>
<b>STRONGLY AGREE</b>	1161	28.37
<b>AGREE</b>	2075	50.7
<b>MODERATE</b>	735	17.96
<b>DISAGREE</b>	95	2.32
<b>STRONGLY DISAGREE</b>	27	0.65
<b>TOTAL</b>	<b>4093</b>	<b>100</b>

**Table 7: The Syllabus has scope for Employability /Entrepreneurship**

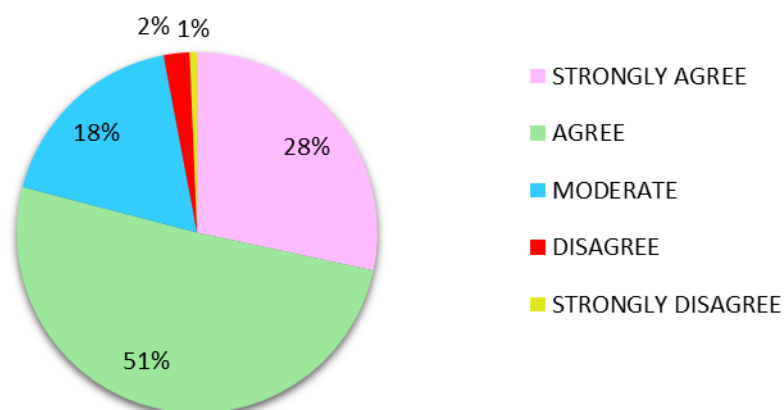
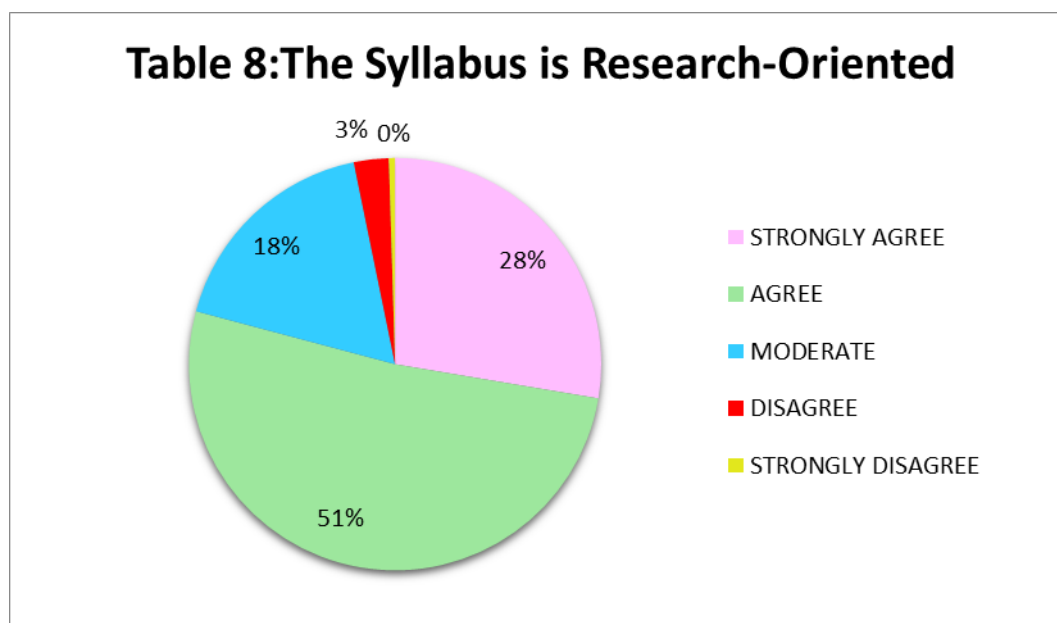


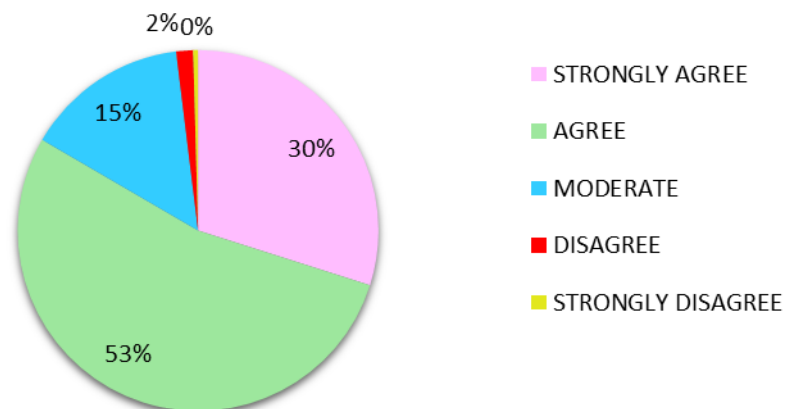
Table 8: The Syllabus is Research-Oriented		
OPTIONS	RESPONSES	PERCENTAGE
STRONGLY AGREE	1132	27.66
AGREE	2107	51.48
MODERATE	722	17.64
DISAGREE	112	2.74
STRONGLY DISAGREE	20	0.48
<b>TOTAL</b>	<b>4093</b>	<b>100</b>



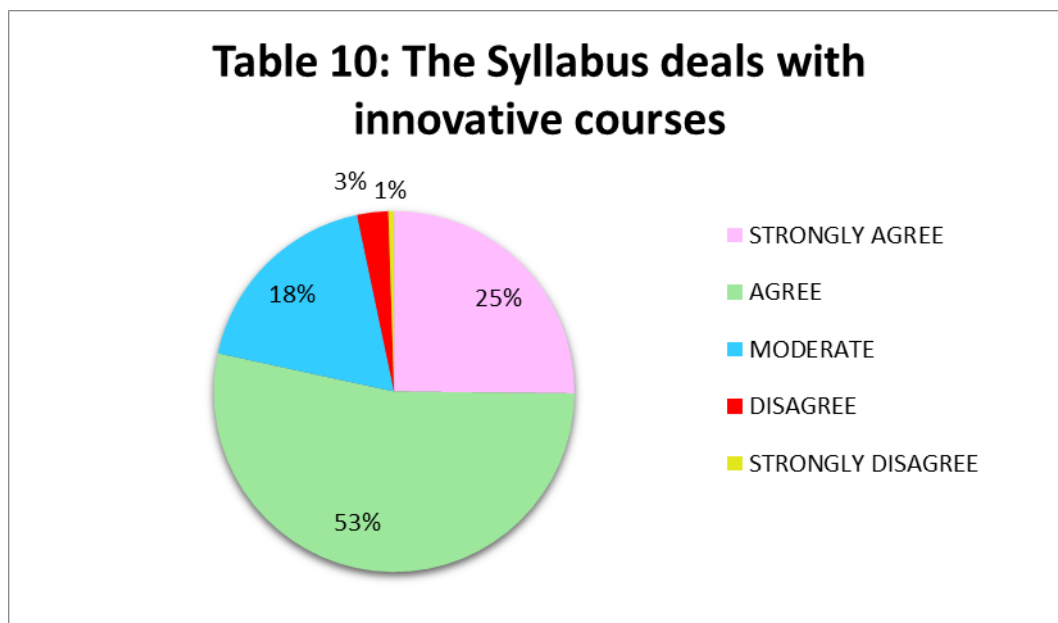
**Table 9: The Syllabus is relevant to the respective levels of Programmes**

OPTIONS	RESPONSES	PERCENTAGE
STRONGLY AGREE	1224	29.9
AGREE	2189	53.5
MODERATE	600	14.66
DISAGREE	62	1.51
STRONGLY DISAGREE	18	0.43
<b>TOTAL</b>	<b>4093</b>	<b>100</b>

**Table 9: The Syllabus is relevant to the respective levels of Programmes**



<b>Table 10: The Syllabus deals with innovative courses</b>		
<b>OPTIONS</b>	<b>RESPONSES</b>	<b>PERCENTAGE</b>
<b>STRONGLY AGREE</b>	1030	25.16
<b>AGREE</b>	2179	53.24
<b>MODERATE</b>	749	18.3
<b>DISAGREE</b>	114	2.79
<b>STRONGLY DISAGREE</b>	21	0.51
<b>TOTAL</b>	<b>4093</b>	<b>100</b>



**Table 11: The Syllabus paves way for Hands-on-Training**

OPTIONS	RESPONSES	PERCENTAGE
STRONGLY AGREE	972	23.75
AGREE	2148	52.49
MODERATE	854	20.86
DISAGREE	98	2.39
STRONGLY DISAGREE	21	0.51
<b>TOTAL</b>	<b>4093</b>	<b>100</b>

**Table 11: The Syllabus paves way for Hands-on-Training**

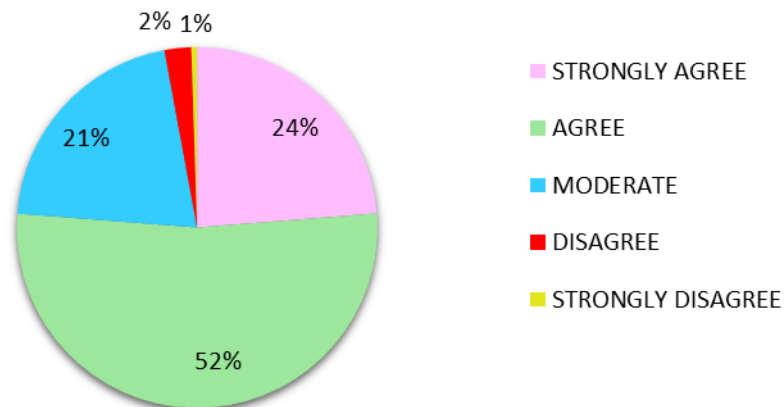


Table 12: The Syllabus is globally relevant		
OPTIONS	RESPONSES	PERCENTAGE
STRONGLY AGREE	937	22.89
AGREE	2182	53.31
MODERATE	842	20.57
DISAGREE	105	2.57
STRONGLY DISAGREE	27	0.66
<b>TOTAL</b>	<b>4093</b>	<b>100</b>

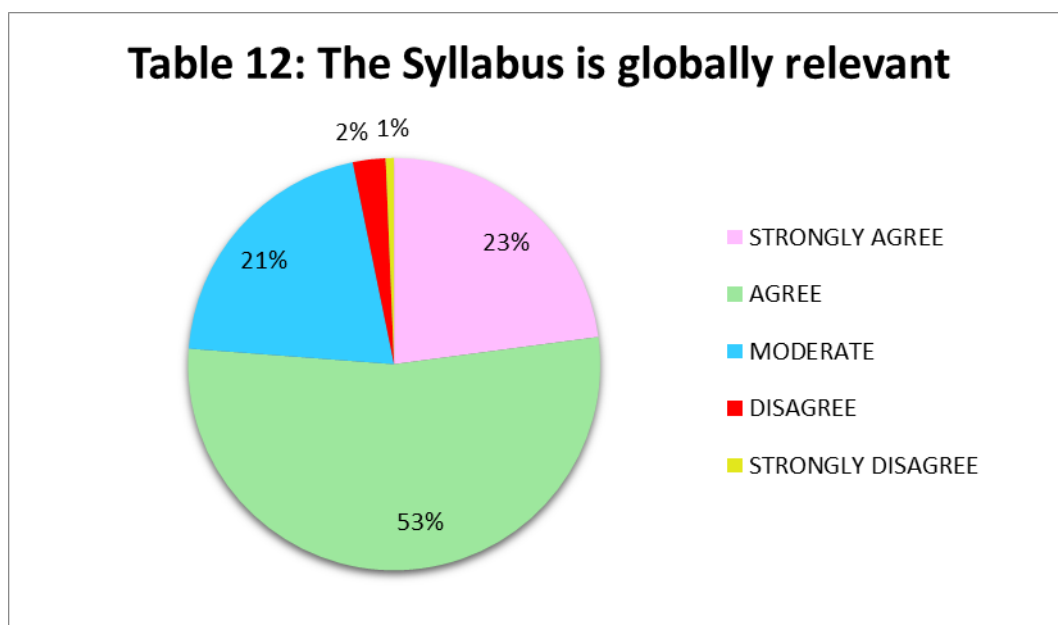
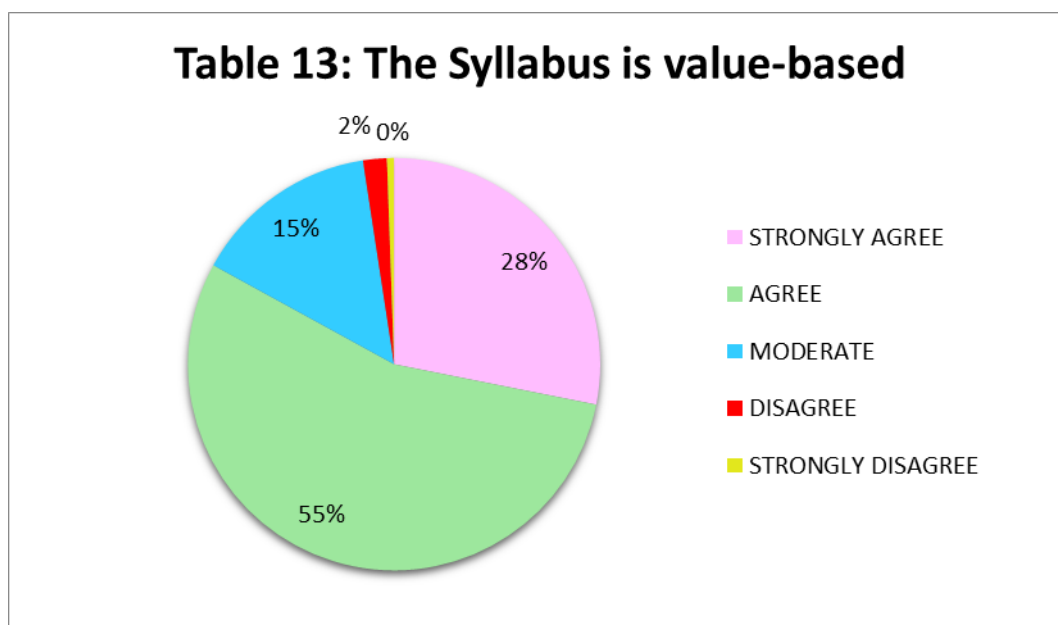
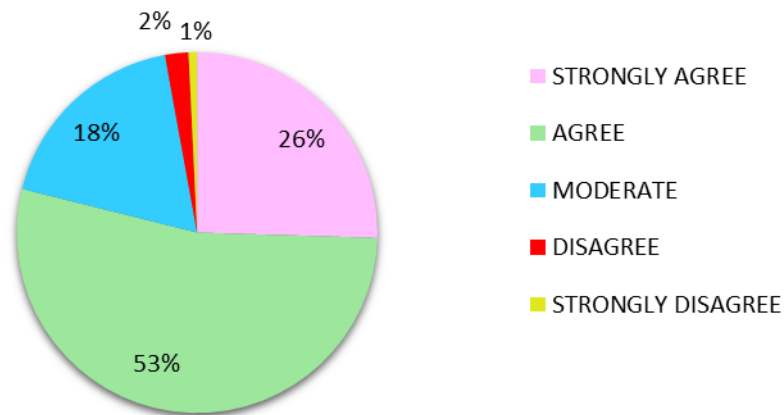


Table 13: The Syllabus is value-based		
OPTIONS	RESPONSES	PERCENTAGE
STRONGLY AGREE	1152	28.14
AGREE	2244	54.82
MODERATE	598	14.62
DISAGREE	76	1.86
STRONGLY DISAGREE	23	0.56
<b>TOTAL</b>	<b>4093</b>	<b>100</b>



<b>Table 14: The Syllabus in stills social responsibility</b>		
<b>OPTIONS</b>	<b>RESPONSES</b>	<b>PERCENTAGE</b>
<b>STRONGLY AGREE</b>	1043	25.49
<b>AGREE</b>	2186	53.4
<b>MODERATE</b>	747	18.25
<b>DISAGREE</b>	86	2.11
<b>STRONGLY DISAGREE</b>	31	0.75
<b>TOTAL</b>	<b>4093</b>	<b>100</b>

**Table 14: The Syllabus instills social responsibility**





<b>Table 15: The Syllabus promotes life long learning</b>		
<b>OPTIONS</b>	<b>RESPONSES</b>	<b>PERCENTAGE</b>
<b>STRONGLY AGREE</b>	1292	31.57
<b>AGREE</b>	2013	49.18
<b>MODERATE</b>	673	16.44
<b>DISAGREE</b>	88	2.15
<b>STRONGLY DISAGREE</b>	27	0.66
<b>TOTAL</b>	<b>4093</b>	<b>100</b>

**Table 15: The Syllabus promotes life long learning**

