



FATIMA COLLEGE

(Autonomous)

Re-Accredited with 'A' Grade by NAAC (3rd Cycle)

College with Potential for Excellence (2004-2019)

Mary Land, Madurai - 625 018.

FEEDBACK ANALYSIS - INDUSTRIALIST

2018 - 2019






Feedback on curriculum is a regular phenomenon in Fatima College as it aids in the quality sustenance and enrichment of the curriculum. The college updates the curriculum periodically by closely adhering to the policies and guidelines issued by the concerned regulatory authorities. It is in response to the rising demands in the field of Higher Education that the curriculum is regularly updated and it is aligned with the Choice Based Credit System - CBCS adopted by Fatima in 2001.

Besides catering to the needs of the students and the demands of the employers, frequent meetings are convened wherein the Management, Controllers of Examinations, the Deans of Curricular Affairs and the Heads of the Departments discuss Curriculum Based issues. Structured Feedback on individual courses and the syllabus of respective departments are collected semester wise from Students, Teachers, Employers and Alumnae. The collected feedback is analysed by each department. Based on the stakeholders' suggestions and recommendations, the curriculum is designed, revised and new skill-oriented courses are introduced from time to time in the Board of Studies.

The Draft Syllabus is revised in the Board of Studies and finalised. The suggestions of the University Nominees, the Subject Experts, Industrialists and Alumnae are incorporated and the Action Taken Report is presented in the next Board of studies. The curriculum is then

approved in the Academic Council and the Governing Body. The Suggestions brought forth by the distinguished members of the Academic Council and the Governing Body are realized and Action taken Report are presented and documented in the minutes of the Subsequent Academic Council and Governing Body.

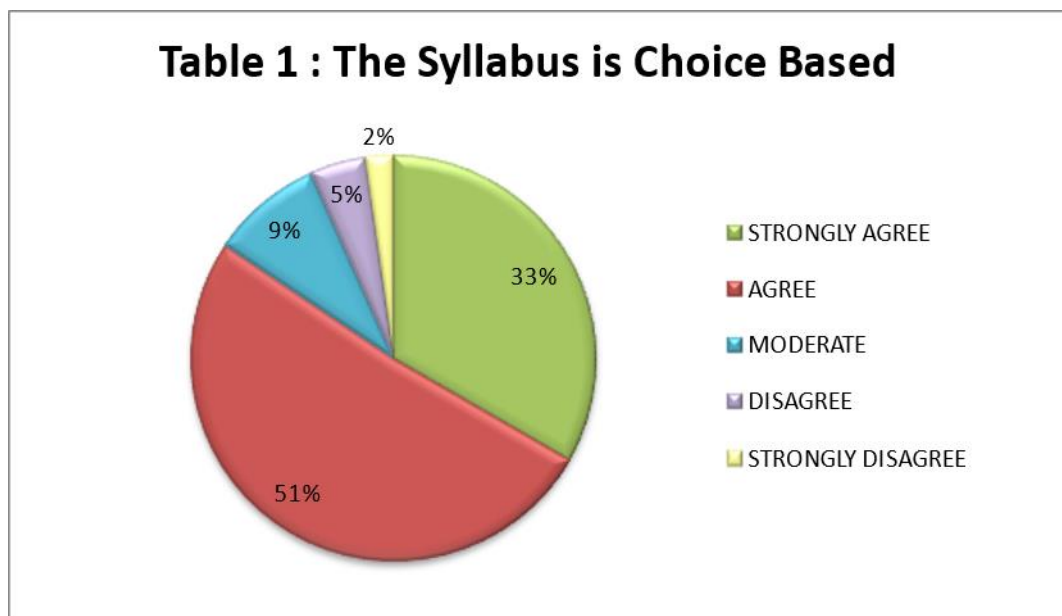
Structured Feedback on individual courses and syllabus is obtained from the students and course teachers the end of each year; from the alumnae during the Annual Alumnae Meet and from the Industrialists and Employers during formal meetings. The stakeholders respond to Questionnaires with 15 questions on syllabus on the scales as stated herein:

-  Strongly Agree - SA
-  Agree - A
-  Moderate - M
-  Disagree - D
-  Strongly Disagree - SD

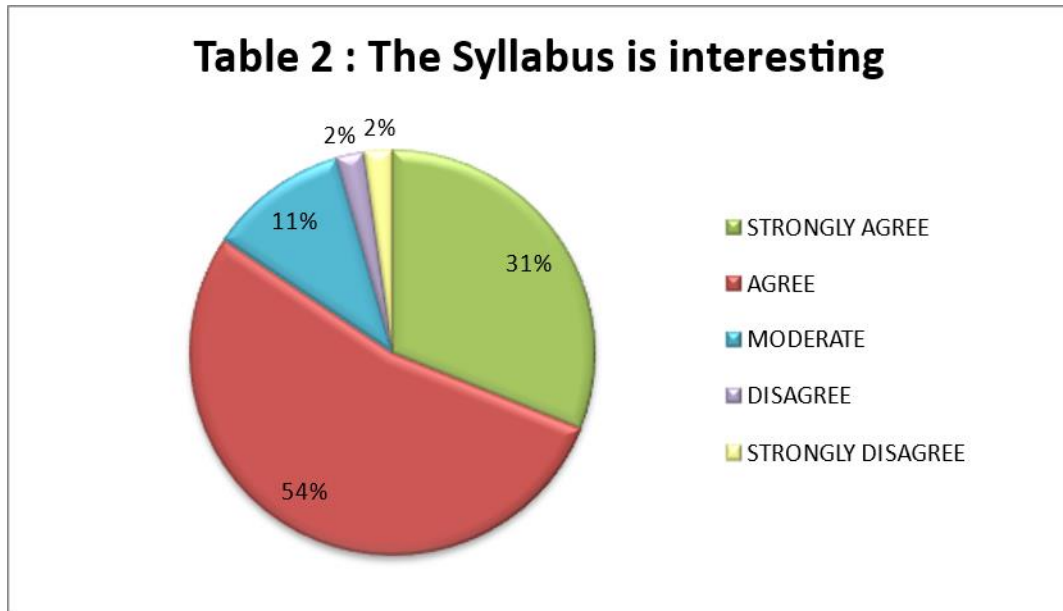
Total Number of Respondents 45 – INDUSTRIALISTS

INDUSTRIALISTS – 45 RESPONDENTS

| Table 1 : The Syllabus is Choice Based | | |
|--|-----------|------------|
| OPTIONS | RESPONSES | PERCENTAGE |
| STRONGLY AGREE | 15 | 33.33 |
| AGREE | 23 | 51.11 |
| MODERATE | 4 | 8.89 |
| DISAGREE | 2 | 4.44 |
| STRONGLY DISAGREE | 1 | 2.22 |
| TOTAL | 45 | 100 |



| Table 2 : The Syllabus is interesting | | |
|--|------------------|-------------------|
| OPTIONS | RESPONSES | PERCENTAGE |
| STRONGLY AGREE | 14 | 31.11 |
| AGREE | 24 | 53.33 |
| MODERATE | 5 | 11.11 |
| DISAGREE | 1 | 2.22 |
| STRONGLY DISAGREE | 1 | 2.22 |
| TOTAL | 45 | 100 |



| Table 3 : The Syllabus offers Academic Flexibility | | |
|---|------------------|-------------------|
| OPTIONS | RESPONSES | PERCENTAGE |
| STRONGLY AGREE | 16 | 35.56 |
| AGREE | 23 | 51.11 |
| MODERATE | 3 | 6.67 |
| DISAGREE | 2 | 4.44 |
| STRONGLY DISAGREE | 1 | 2.22 |
| TOTAL | 45 | 100 |

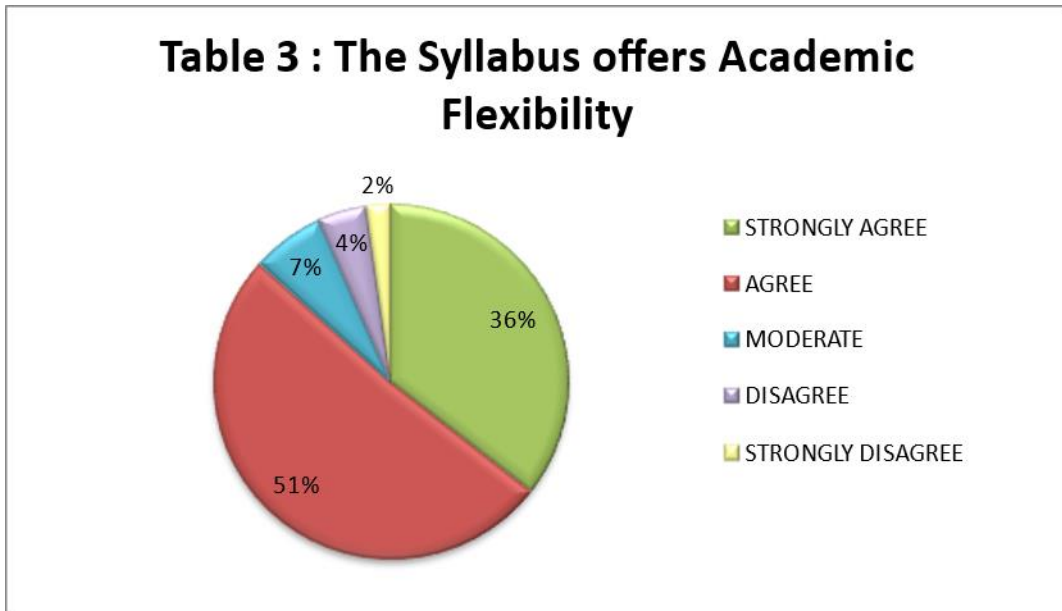
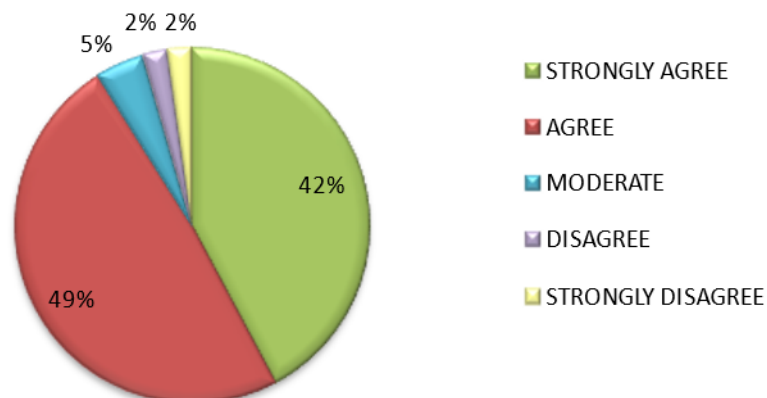


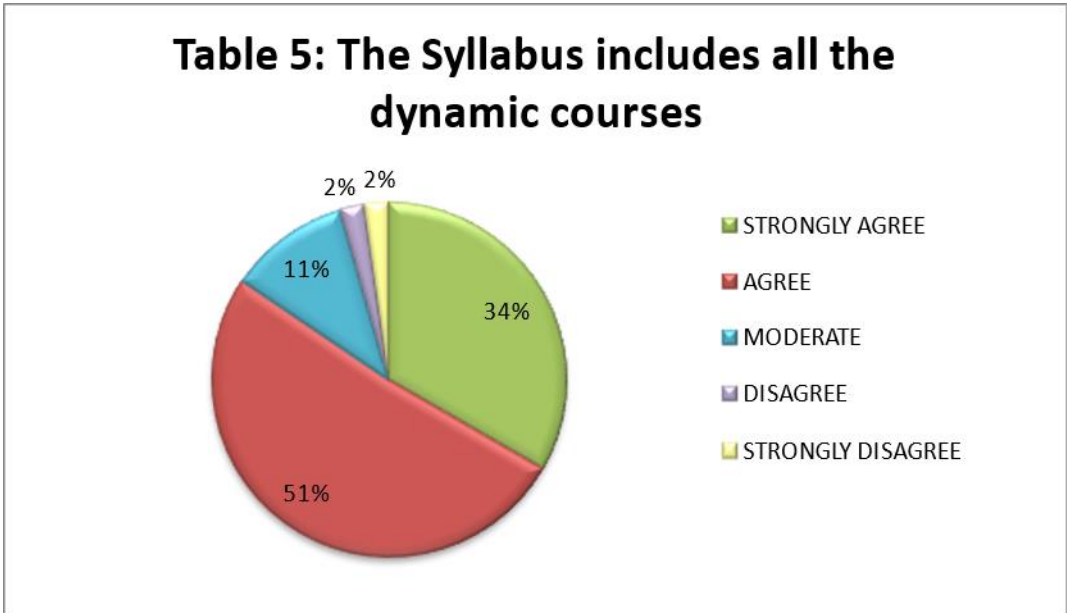
Table 4: The Syllabus includes all the Core Courses

| OPTIONS | RESPONSES | PERCENTAGE |
|-------------------|-----------|------------|
| STRONGLY AGREE | 19 | 42.22 |
| AGREE | 22 | 48.89 |
| MODERATE | 2 | 4.44 |
| DISAGREE | 1 | 2.22 |
| STRONGLY DISAGREE | 1 | 2.22 |
| TOTAL | 45 | 100 |

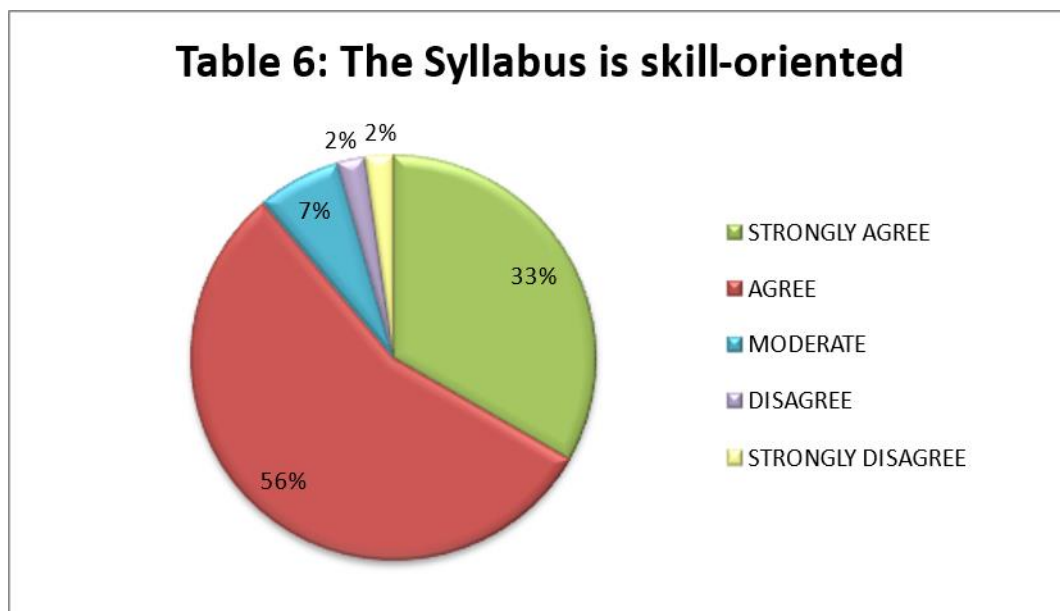
Table 4: The Syllabus includes all the Core Courses



| Table 5: The Syllabus includes all the dynamic courses | | |
|---|------------------|-------------------|
| OPTIONS | RESPONSES | PERCENTAGE |
| STRONGLY AGREE | 15 | 33.33 |
| AGREE | 23 | 51.11 |
| MODERATE | 5 | 11.11 |
| DISAGREE | 1 | 2.22 |
| STRONGLY DISAGREE | 1 | 2.22 |
| TOTAL | 45 | 100 |

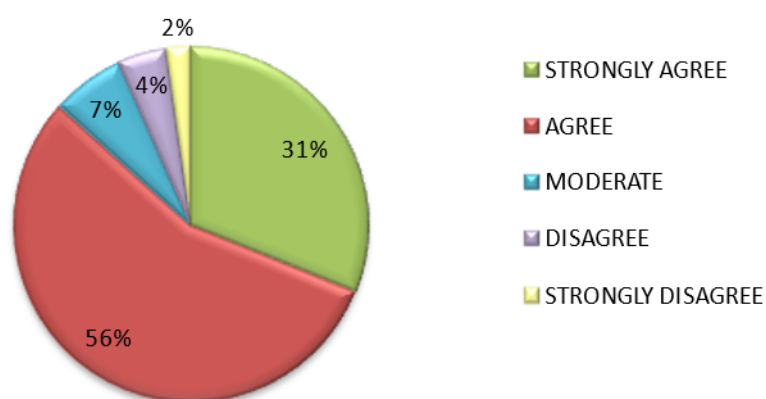


| Table 6: The Syllabus is skill-oriented | | |
|--|------------------|-------------------|
| OPTIONS | RESPONSES | PERCENTAGE |
| STRONGLY AGREE | 15 | 33.33 |
| AGREE | 25 | 55.56 |
| MODERATE | 3 | 6.67 |
| DISAGREE | 1 | 2.22 |
| STRONGLY DISAGREE | 1 | 2.22 |
| TOTAL | 45 | 100 |



| Table 7: The Syllabus has scope for Employability /Entrepreneurship | | |
|--|------------------|-------------------|
| OPTIONS | RESPONSES | PERCENTAGE |
| STRONGLY AGREE | 14 | 31.11 |
| AGREE | 25 | 55.56 |
| MODERATE | 3 | 6.67 |
| DISAGREE | 2 | 4.44 |
| STRONGLY DISAGREE | 1 | 2.22 |
| TOTAL | 45 | 100 |

Table 7: The Syllabus has scope for Employability /Entrepreneurship



| Table 8: The Syllabus is Research-Oriented | | |
|---|------------------|-------------------|
| OPTIONS | RESPONSES | PERCENTAGE |
| STRONGLY AGREE | 14 | 31.11 |
| AGREE | 26 | 57.78 |
| MODERATE | 3 | 6.67 |
| DISAGREE | 1 | 2.22 |
| STRONGLY DISAGREE | 1 | 2.22 |
| TOTAL | 45 | 100 |

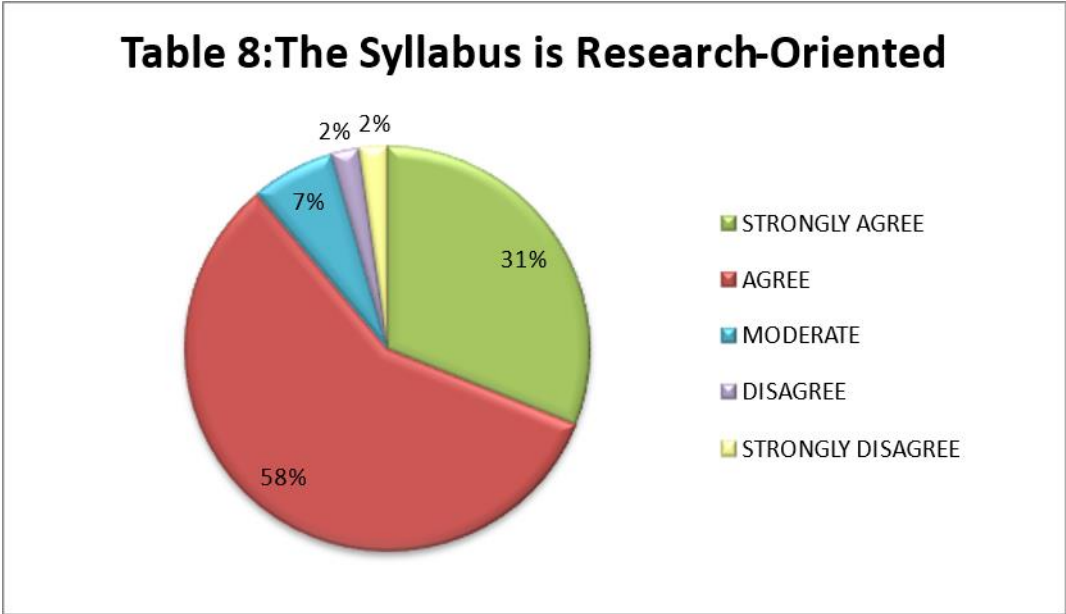


Table 9: The Syllabus is relevant to the respective levels of Programmes

| OPTIONS | RESPONSES | PERCENTAGE |
|-------------------|-----------|------------|
| STRONGLY AGREE | 14 | 31.11 |
| AGREE | 24 | 53.33 |
| MODERATE | 4 | 8.89 |
| DISAGREE | 2 | 4.44 |
| STRONGLY DISAGREE | 1 | 2.22 |
| TOTAL | 45 | 100 |

Table 9: The Syllabus is relevant to the respective levels of Programmes

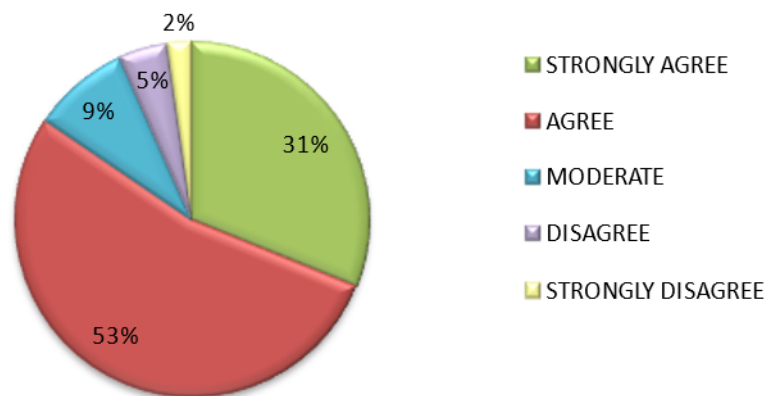
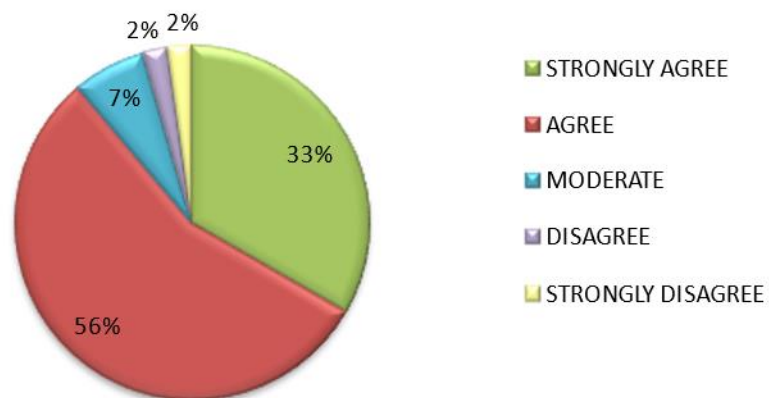


Table 10: The Syllabus deals with innovative courses

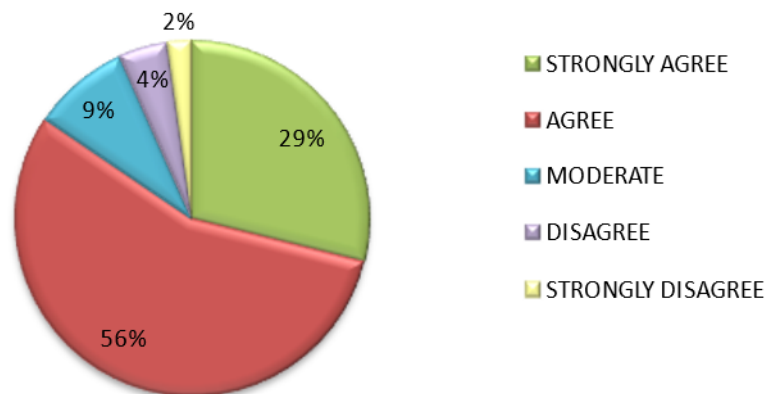
| OPTIONS | RESPONSES | PERCENTAGE |
|-------------------|-----------|------------|
| STRONGLY AGREE | 15 | 33.33 |
| AGREE | 25 | 55.56 |
| MODERATE | 3 | 6.67 |
| DISAGREE | 1 | 2.22 |
| STRONGLY DISAGREE | 1 | 2.22 |
| TOTAL | 45 | 100 |

Table 10: The Syllabus deals with innovative courses

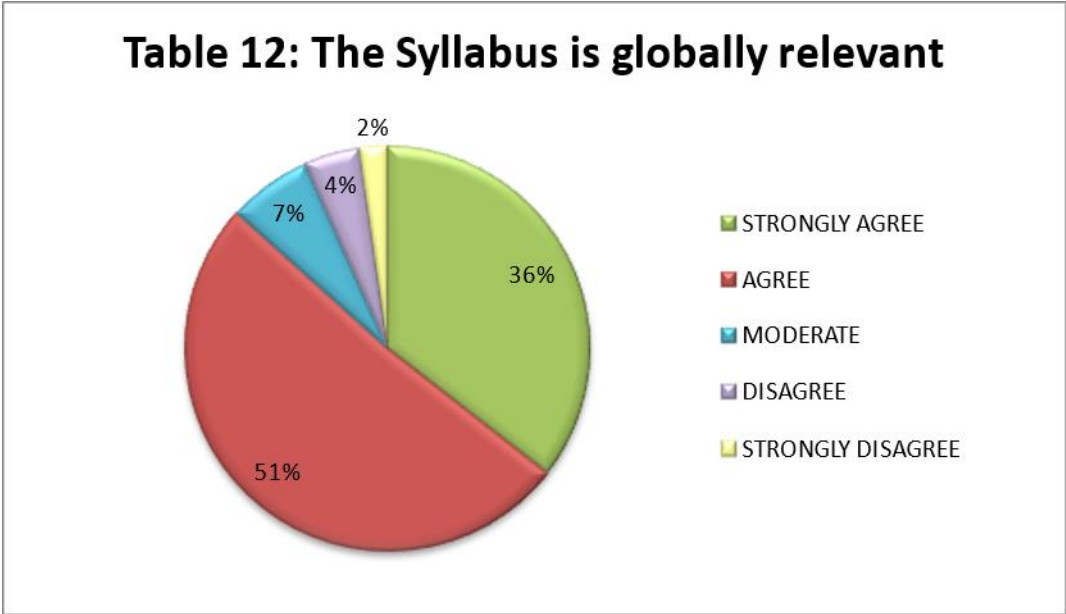


| Table 11: The Syllabus paves way for Hands-on-Training | | |
|---|------------------|-------------------|
| OPTIONS | RESPONSES | PERCENTAGE |
| STRONGLY AGREE | 13 | 28.89 |
| AGREE | 25 | 55.56 |
| MODERATE | 4 | 8.89 |
| DISAGREE | 2 | 4.44 |
| STRONGLY DISAGREE | 1 | 2.22 |
| TOTAL | 45 | 100 |

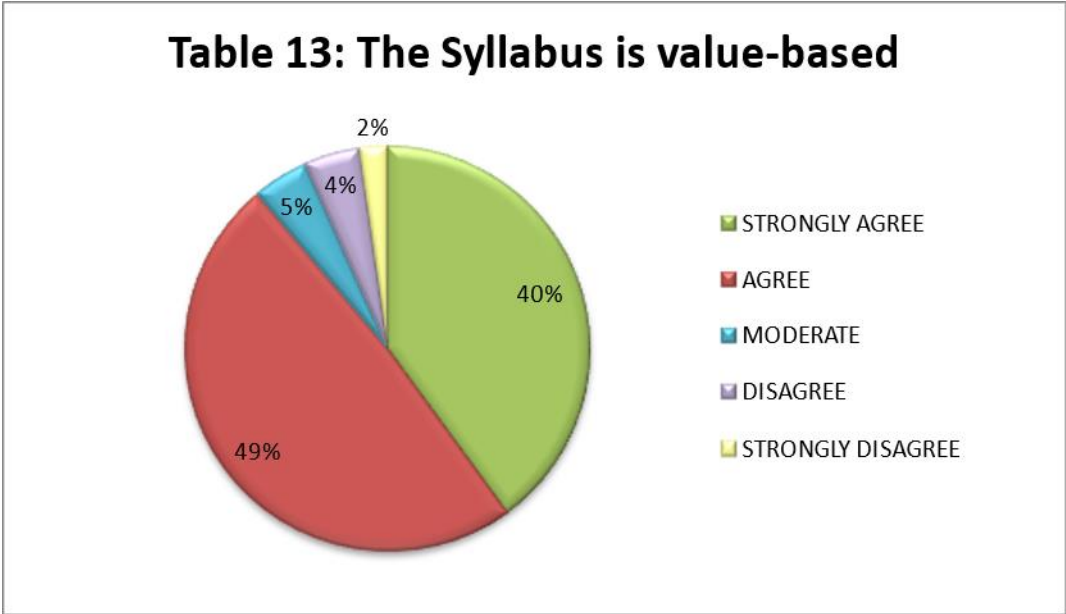
Table 11: The Syllabus paves way for Hands-on-Training



| Table 12: The Syllabus is globally relevant | | |
|---|-----------|------------|
| OPTIONS | RESPONSES | PERCENTAGE |
| STRONGLY AGREE | 16 | 35.56 |
| AGREE | 23 | 51.11 |
| MODERATE | 3 | 6.67 |
| DISAGREE | 2 | 4.44 |
| STRONGLY DISAGREE | 1 | 2.22 |
| TOTAL | 45 | 100 |



| Table 13: The Syllabus is value-based | | |
|--|------------------|-------------------|
| OPTIONS | RESPONSES | PERCENTAGE |
| STRONGLY AGREE | 18 | 40.00 |
| AGREE | 22 | 48.89 |
| MODERATE | 2 | 4.44 |
| DISAGREE | 2 | 4.44 |
| STRONGLY DISAGREE | 1 | 2.22 |
| TOTAL | 45 | 100 |



| Table 14: The Syllabus instills social responsibility | | |
|--|------------------|-------------------|
| OPTIONS | RESPONSES | PERCENTAGE |
| STRONGLY AGREE | 19 | 42.22 |
| AGREE | 22 | 48.89 |
| MODERATE | 2 | 4.44 |
| DISAGREE | 1 | 2.22 |
| STRONGLY DISAGREE | 1 | 2.22 |
| TOTAL | 45 | 100 |

Table 14: The Syllabus instills social responsibility

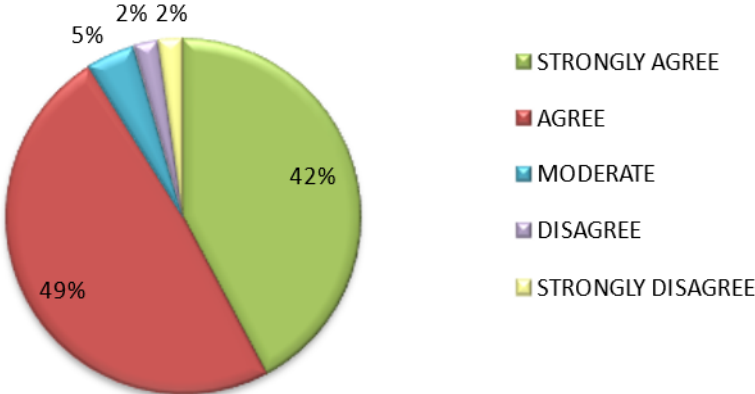


Table 15: The Syllabus promotes life long learning

| OPTIONS | RESPONSES | PERCENTAGE |
|-------------------|-----------|------------|
| STRONGLY AGREE | 14 | 31.11 |
| AGREE | 25 | 55.56 |
| MODERATE | 4 | 8.89 |
| DISAGREE | 1 | 2.22 |
| STRONGLY DISAGREE | 1 | 2.22 |
| TOTAL | 45 | 100 |

Table 15: The Syllabus promotes life long learning

