



# FATIMA COLLEGE

(Autonomous)

Re-Accredited with 'A' Grade by NAAC (3<sup>rd</sup> Cycle)

College with Potential for Excellence (2004-2019)

Mary Land, Madurai - 625 018.

## FEEDBACK ANALYSIS - INDUSTRIALIST

**2016 - 2017**

Feedback on curriculum is a regular phenomenon in Fatima College as it aids in the quality sustenance and enrichment of the curriculum. The college updates the curriculum periodically by closely adhering to the policies and guidelines issued by the concerned regulatory authorities. It is in response to the rising demands in the field of Higher Education that the curriculum is regularly updated and it is aligned with the Choice Based Credit System - CBCS adopted by Fatima in 2001.

Besides catering to the needs of the students and the demands of the employers, frequent meetings are convened wherein the Management, Controllers of Examinations, the Deans of Curricular Affairs and the Heads of the Departments discuss Curriculum Based issues. Structured Feedback on individual courses and the syllabus of respective departments are collected semester wise from Students, Teachers, Employers and Alumnae. The collected feedback is analysed by each department. Based on the stakeholders' suggestions and recommendations, the curriculum is designed, revised and new skill-oriented courses are introduced from time to time in the Board of Studies.

The Draft Syllabus is revised in the Board of Studies and finalised. The suggestions of the University Nominees, the Subject Experts, Industrialists and Alumnae are incorporated and the Action Taken Report is presented in the next Board of studies. The curriculum is then approved in the Academic Council and the Governing Body. The Suggestions brought forth

by the distinguished members of the Academic Council and the Governing Body are realized and Action taken Report are presented and documented in the minutes of the Subsequent Academic Council and Governing Body.

Structured Feedback on individual courses and syllabus is obtained from the students and course teachers the end of each year; from the alumnae during the Annual Alumnae Meet and from the Industrialists and Employers during formal meetings. The stakeholders respond to Questionnaires with 15 questions on syllabus on the scales as stated herein:

 Strongly Agree - SA

 Agree - A

 Moderate - M

 Disagree - D

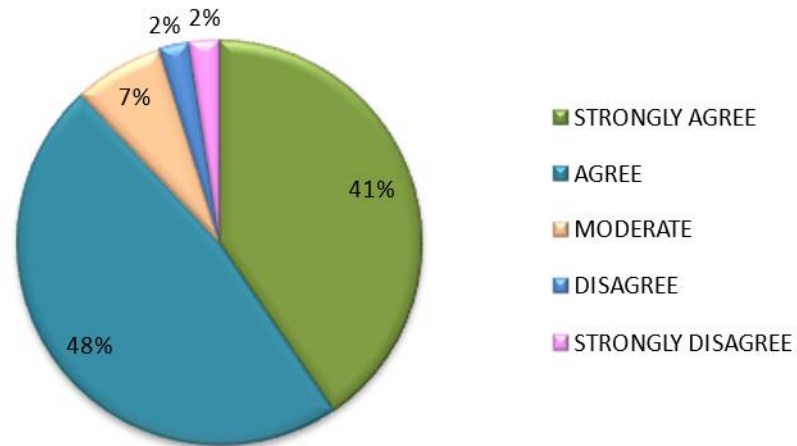
 Strongly Disagree - SD

**Total Number of Respondents 42 – INDUSTRIALISTS**

## **INDUSTRIALISTS – 42 RESPONDENTS**

<b>Table 1 : The Syllabus is Choice Based</b>		
<b>OPTIONS</b>	<b>RESPONSES</b>	<b>PERCENTAGE</b>
<b>STRONGLY AGREE</b>	17	40.48
<b>AGREE</b>	20	47.62
<b>MODERATE</b>	3	7.14
<b>DISAGREE</b>	1	2.38
<b>STRONGLY DISAGREE</b>	1	2.38
<b>TOTAL</b>	<b>42</b>	<b>100</b>

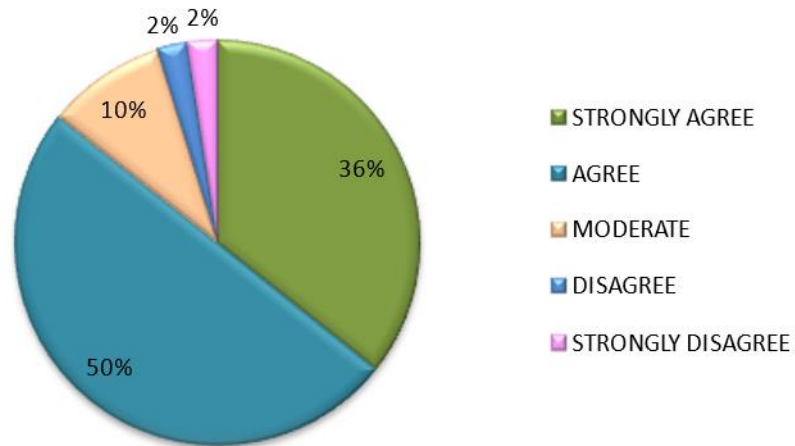
**Table 1 : The Syllabus is Choice Based**



**Table 2 : The Syllabus is interesting**

OPTIONS	RESPONSES	PERCENTAGE
STRONGLY AGREE	15	35.71
AGREE	21	50.00
MODERATE	4	9.52
DISAGREE	1	2.38
STRONGLY DISAGREE	1	2.38
<b>TOTAL</b>	<b>42</b>	<b>100</b>

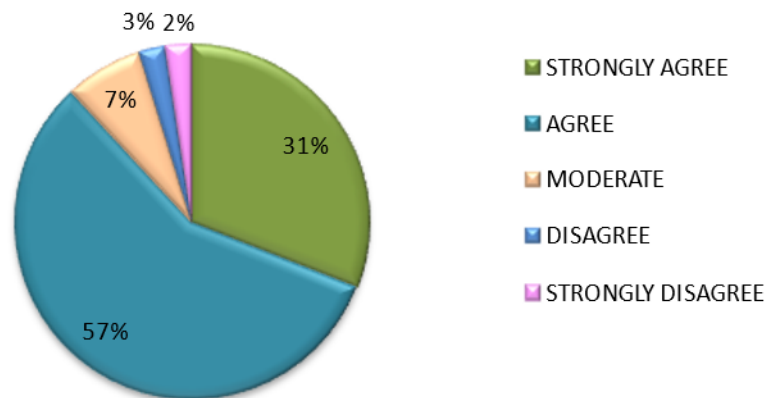
**Table 2 : The Syllabus is interesting**



**Table 3 : The Syllabus offers Academic Flexibility**

OPTIONS	RESPONSES	PERCENTAGE
STRONGLY AGREE	13	30.95
AGREE	24	57.14
MODERATE	3	7.14
DISAGREE	1	2.38
STRONGLY DISAGREE	1	2.38
<b>TOTAL</b>	<b>42</b>	<b>100</b>

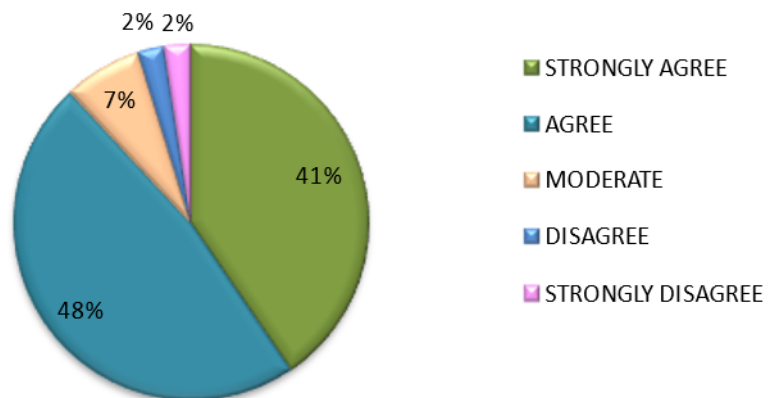
**Table 3 : The Syllabus offers Academic Flexibility**



**Table 4: The Syllabus includes all the Core Courses**

OPTIONS	RESPONSES	PERCENTAGE
STRONGLY AGREE	17	40.48
AGREE	20	47.62
MODERATE	3	7.14
DISAGREE	1	2.38
STRONGLY DISAGREE	1	2.38
<b>TOTAL</b>	<b>42</b>	<b>100</b>

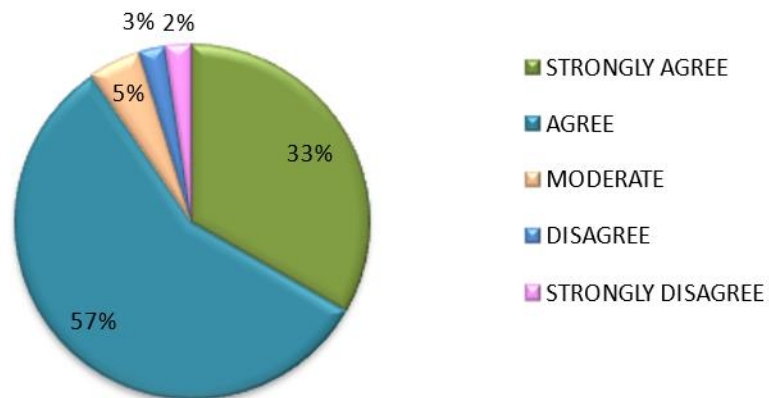
**Table 4: The Syllabus includes all the Core Courses**



**Table 5: The Syllabus includes all the dynamic courses**

OPTIONS	RESPONSES	PERCENTAGE
STRONGLY AGREE	14	33.33
AGREE	24	57.14
MODERATE	2	4.76
DISAGREE	1	2.38
STRONGLY DISAGREE	1	2.38
<b>TOTAL</b>	<b>42</b>	<b>100</b>

**Table 5: The Syllabus includes all the dynamic courses**

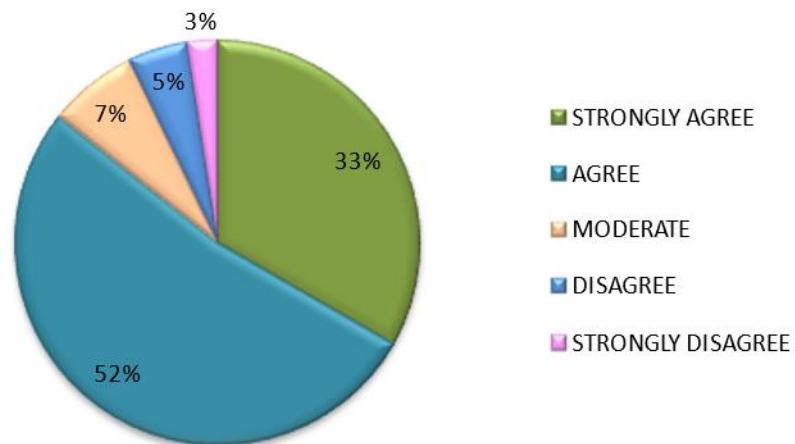


**Table 6: The Syllabus is skill-oriented**

OPTIONS	RESPONSES	PERCENTAGE
STRONGLY AGREE	14	33.33
AGREE	22	52.38
MODERATE	3	7.14
DISAGREE	2	4.76
STRONGLY DISAGREE	1	2.38
<b>TOTAL</b>	<b>42</b>	<b>100</b>



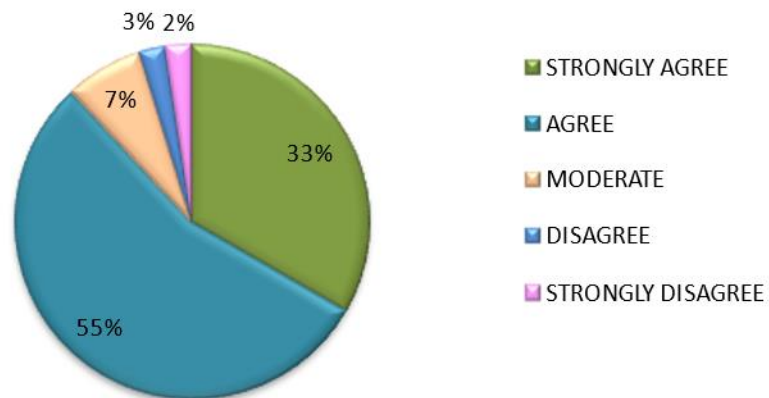
**Table 6: The Syllabus is skill-oriented**



**Table 7: The Syllabus has scope for Employability /Entrepreneurship**

OPTIONS	RESPONSES	PERCENTAGE
<b>STRONGLY AGREE</b>	14	33.33
<b>AGREE</b>	23	54.76
<b>MODERATE</b>	3	7.14
<b>DISAGREE</b>	1	2.38
<b>STRONGLY DISAGREE</b>	1	2.38
<b>TOTAL</b>	<b>42</b>	<b>100</b>

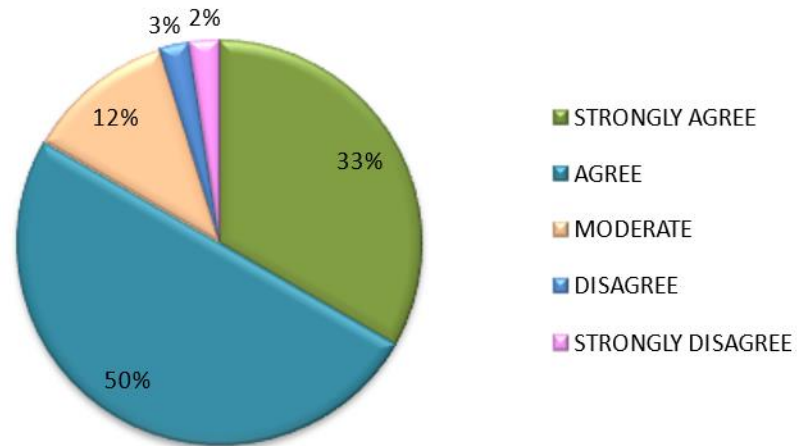
**Table 7: The Syllabus has scope for Employability /Entrepreneurship**



**Table 8: The Syllabus is Research-Oriented**

OPTIONS	RESPONSES	PERCENTAGE
STRONGLY AGREE	14	33.33
AGREE	21	50.00
MODERATE	5	11.90
DISAGREE	1	2.38
STRONGLY DISAGREE	1	2.38
<b>TOTAL</b>	<b>42</b>	<b>100</b>

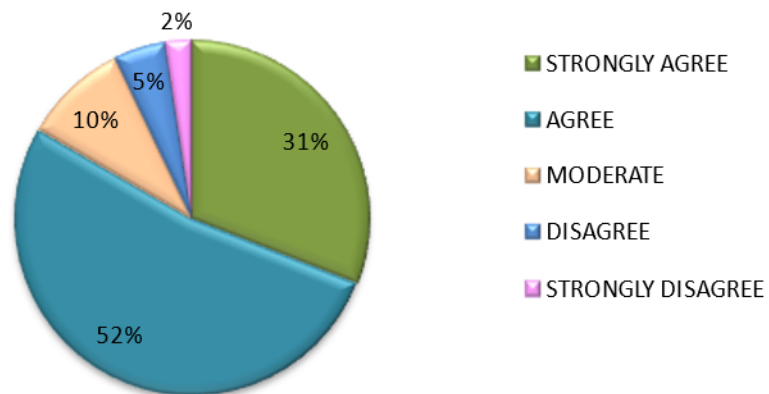
**Table 8: The Syllabus is Research-Oriented**



**Table 9: The Syllabus is relevant to the respective levels of Programmes**

OPTIONS	RESPONSES	PERCENTAGE
STRONGLY AGREE	13	30.95
AGREE	22	52.38
MODERATE	4	9.52
DISAGREE	2	4.76
STRONGLY DISAGREE	1	2.38
<b>TOTAL</b>	<b>42</b>	<b>100</b>

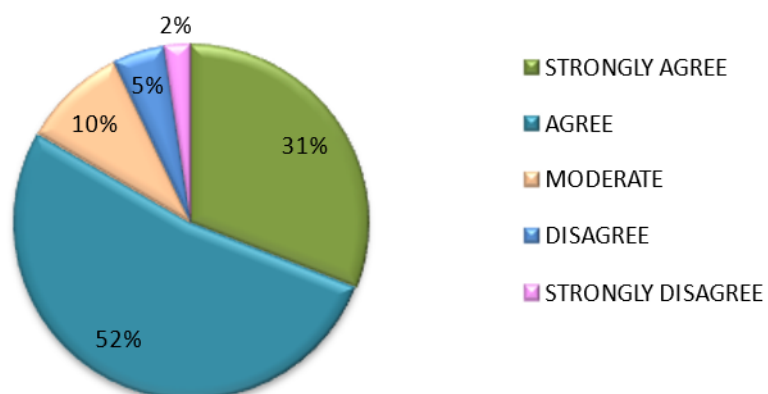
**Table 9: The Syllabus is relevant to the respective levels of Programmes**



**Table 10: The Syllabus deals with innovative courses**

OPTIONS	RESPONSES	PERCENTAGE
STRONGLY AGREE	13	30.95
AGREE	22	52.38
MODERATE	4	9.52
DISAGREE	2	4.76
STRONGLY DISAGREE	1	2.38
<b>TOTAL</b>	<b>42</b>	<b>100</b>

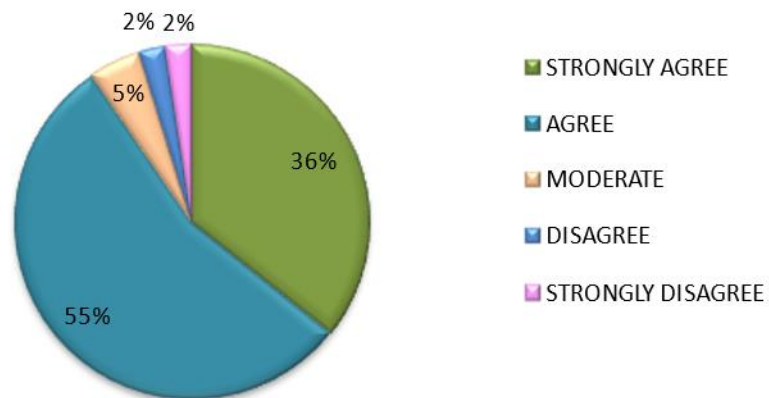
**Table 10: The Syllabus deals with innovative courses**



**Table 11: The Syllabus paves way for Hands-on-Training**

OPTIONS	RESPONSES	PERCENTAGE
STRONGLY AGREE	15	35.71
AGREE	23	54.76
MODERATE	2	4.76
DISAGREE	1	2.38
STRONGLY DISAGREE	1	2.38
<b>TOTAL</b>	<b>42</b>	<b>100</b>

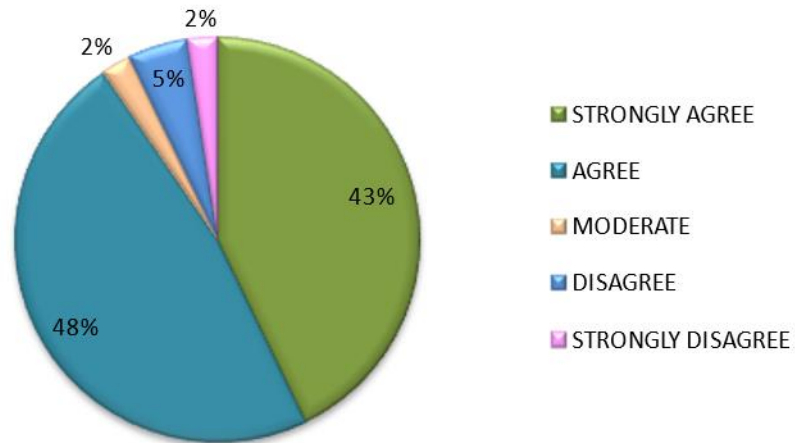
**Table 11: The Syllabus paves way for Hands-on-Training**



**Table 12: The Syllabus is globally relevant**

OPTIONS	RESPONSES	PERCENTAGE
STRONGLY AGREE	18	42.86
AGREE	20	47.62
MODERATE	1	2.38
DISAGREE	2	4.76
STRONGLY DISAGREE	1	2.38
<b>TOTAL</b>	<b>42</b>	<b>100</b>

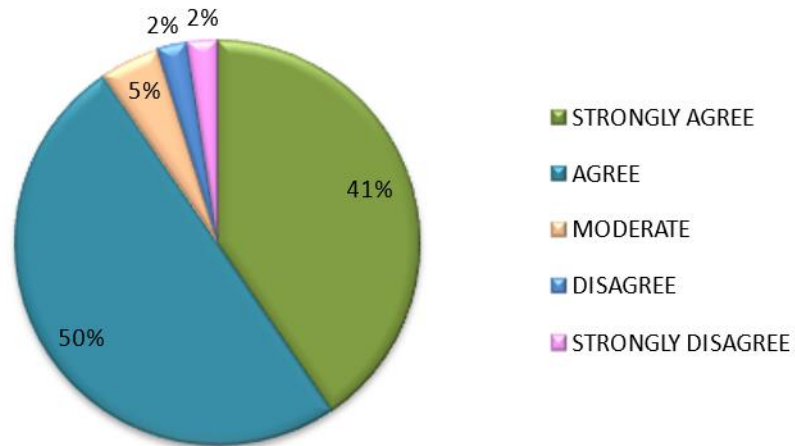
**Table 12: The Syllabus is globally relevant**



**Table 13: The Syllabus is value-based**

OPTIONS	RESPONSES	PERCENTAGE
STRONGLY AGREE	17	40.48
AGREE	21	50.00
MODERATE	2	4.76
DISAGREE	1	2.38
STRONGLY DISAGREE	1	2.38
<b>TOTAL</b>	<b>42</b>	<b>100</b>

**Table 13: The Syllabus is value-based**

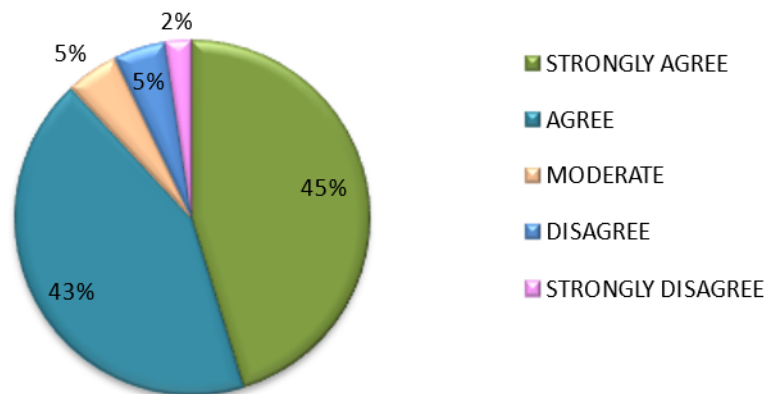


**Table 14: The Syllabus in stills social responsibility**

OPTIONS	RESPONSES	PERCENTAGE
STRONGLY AGREE	19	45.24
AGREE	18	42.86
MODERATE	2	4.76
DISAGREE	2	4.76
STRONGLY DISAGREE	1	2.38
<b>TOTAL</b>	<b>42</b>	<b>100</b>



**Table 14: The Syllabus instills social responsibility**



**Table 15: The Syllabus promotes life long learning**

OPTIONS	RESPONSES	PERCENTAGE
STRONGLY AGREE	17	40.48
AGREE	20	47.62
MODERATE	3	7.14
DISAGREE	1	2.38
STRONGLY DISAGREE	1	2.38
<b>TOTAL</b>	<b>42</b>	<b>100</b>

**Table 15: The Syllabus promotes life long learning**

